

36 Series




Threaded Stem

Capacity to 325 pounds each

FEATURES

- ✓ **Finish:** bright zinc plating to resist rust and corrosion.
- ✓ **Design:** heavy gauge cold rolled steel, formed for strength.
- ✓ **Dust Cap:** all swivel models feature dust cap which protects swivel raceway bearings and improves performance.
- ✓ **Swivel Construction:** double ball bearing with hardened raceways.
- ✓ **Axle:** 3/8" diameter bolt with lock nut.
- ✓ **King Pin:** 1/2" steel rivet, hydraulically upset.

CASTER OPTIONS

- ✓ **Bright Nickel Plating:** to order, add "5" to body of model number (Example: 5-365-105). **Other finishes available**, see page 13.
- ✓ **PosiLoc® Brake:** all stainless steel construction. To order, add "PL" to end of model number (not available on 2-1/2" wheel models).
 
- ✓ **VertiLoc® Brake:** to order, add "VL" to end of model number (not available on 2-1/2" wheel models).
 
- ✓ **Precision Ball Wheel Bearing:** Sealed precision ball bearing available for most wheels—consult factory.
- ✓ **Swivel Grease Seal:** Includes zerk grease fitting in dust cap. To order, add "GS" to end of model number.
 
- ✓ **Thread Guards:** See page 94 for thread guard availability.



5-36-113P STEM 2
(shown in photo)

MOUNTING OPTIONS

36 Standard Stem Sizes: to order, specify stem code number and add to end of caster model number (Example: 5-36-213G STEM 1).

Stem Code	Stem Sizes
STEM 1	1/2" dia. -13 x 3/4" long
STEM 2	1/2" dia. -13 x 1" long
STEM 3	1/2" dia. -13 x 1-1/2" long
STEM 4	1/2" dia. -20 x 3/4" long
STEM 5	1/2" dia. -20 x 2-1/4" long
STEM 6	5/8" dia. -11 x 1-1/4" long
STEM 7	5/8" dia. -18 x 1-3/4" long
STEM 8	3/4" dia. -10 x 1" long

38 Pipe Stem Sizes: to order, specify stem code number and add to end of caster model number (Example: 5-38-213G STEM 1).



Stem Code	Stem Sizes
STEM 2	3/4" Pipe Thread (1" actual stem diameter)
STEM 3	1" Pipe Thread (1-1/4" actual stem diameter)
STEM 4	1-1/4" Pipe Thread (1-1/2" actual stem diameter)

WHEEL OPTIONS



Wheel Diameter (Inches)	Tread Width (Inches)	Wheel Type	Bearing	Capacity (Pounds)	Threaded Stem Model Number	Approximate Weight (Pounds)	Load Height (Inches)	Swivel Radius (Inches)
2 1/2	1 1/4	CUSHION RUBBER	DELIRIN	140	2-1/2-36-105	1-11/16	3 7/16	2 3/4
		HARD RUBBER	DELIRIN	210	2-1/2-36-106	1-11/16		
		POLYOLEFIN	PLAIN	210	2-1/2-36-513	1-11/16		
3	1 1/4	CUSHION RUBBER	DELIRIN	150	3-36-105	1-3/4	3 15/16	3
		CUSHION RUBBER	BALL	150	3-36-152	1-3/4		
		HARD RUBBER	DELIRIN	220	3-36-106	1-3/4		
		HARD RUBBER	BALL	220	3-36-162	1-3/4		
		POLYOLEFIN	PLAIN	250	3-36-521	1-3/4		
	PHENOLIC	PLAIN	300	3-36-121	1-3/4			
3 1/2	1 1/4	CUSHION RUBBER	DELIRIN	160	3-1/2-36-105	2	4 7/16	3 1/4
		CUSHION RUBBER W/ SIDE PLATES*	BALL	160	3-1/2-36-452*	2		
		WELDED DISC / BLACK RUBBER	BALL	200	3-1/2-36-113	2-3/16		
		WELDED DISC / GREY RUBBER	BALL	225	3-1/2-36-113G	2-3/16		
		ADVANTAGE TPR / ROUND	DELIRIN	225	3-1/2-36-314GD	2-3/16		
		ADVANTAGE TPR / ROUND	BALL	225	3-1/2-36-213GD	2-3/16		
		ADVANTAGE HEAT ROUND	S.S. BALL	225	3-1/2-36-213RTR	2-3/16		
		ADVANTAGE HEAT FLAT	S.S. BALL	225	3-1/2-36-213RTF	2-3/16		
ADVANTAGE HEALTH	S.S. BALL	225	3-1/2-36-213MF	2-3/16				

Wheel Diameter (Inches)	Tread Width (Inches)	Wheel Type	Bearing	Capacity (Pounds)	Threaded Stem Model Number	Approximate Weight (Pounds)	Load Height (Inches)	Swivel Radius (Inches)
3 1/2	1 1/4	HARD RUBBER	DELRIN	230	3-1/2-36-106	2	4 7/16	3 1/4
		HARD RUBBER W/ SIDE PLATES*	BALL	230	3-1/2-36-462*	2-3/16		
		POLYOLEFIN	PLAIN	250	3-1/2-36-513	2-3/16		
		HI-TEMP RESIN	PLAIN	250	3-1/2-36-521HTN	2-1/2		
		WELDED DISC / POLYURETHANE	BALL	250	3-1/2-36-113P	2-3/16		
		ADVANTAGE TPR / FLAT	DELRIN	250	3-1/2-36-314GF	2-3/16		
		ADVANTAGE TPR / FLAT	BALL	250	3-1/2-36-213GF	2-3/16		
		POLYLOC / GREY	BALL	250	3-1/2-36-213G	2-3/16		
		POLYLOC / GREY	DELRIN	250	3-1/2-36-314G	2-3/16		
		POLYLOC / BLUE	BALL	250	3-1/2-36-213P	2-3/16		
4	1 1/4	CUSHION RUBBER	DELRIN	170	4-36-105	2-3/8	4 15/16	3 1/2
		CUSHION RUBBER W/ SIDE PLATES*	BALL	170	4-36-452*	2-3/8		
		WELDED DISC / BLACK RUBBER	BALL	200	4-36-113	2-1/2		
		WELDED DISC / GREY RUBBER	BALL	200	4-36-113G	2-1/2		
		HARD RUBBER	DELRIN	250	4-36-106	2-3/8		
		HARD RUBBER W/ SIDE PLATES*	BALL	250	4-36-462*	2-3/8		
		ADVANTAGE TPR / ROUND	DELRIN	250	4-36-314GD	2-1/2		
		ADVANTAGE TPR / ROUND	BALL	250	4-36-213GD	2-1/2		
		WELDED DISC / POLYURETHANE	BALL	275	4-36-113P	2-1/2		
		POLYLOC / GREY	BALL	275	4-36-213G	2-1/2		
		POLYLOC / GREY	DELRIN	275	4-36-314G	2-1/2		
		POLYLOC / BLUE	BALL	275	4-36-213P	2-1/2		
		POLYOLEFIN	PLAIN	275	4-36-513	2-1/2		
		ADVANTAGE TPR / FLAT	DELRIN	300	4-36-314GF	2-1/2		
	ADVANTAGE TPR / FLAT	BALL	300	4-36-213GF	2-1/2			
	ADVANTAGE HEAT ROUND	S.S. BALL	300	4-36-213RTR	2-1/2			
	ADVANTAGE HEAT FLAT	S.S. BALL	300	4-36-213RTF	2-1/2			
	ADVANTAGE HEALTH	S.S. BALL	300	4-36-213MF	2-1/2			
	1 1/2	PHENOLIC	PLAIN	300	4-36-121	2-1/2		
		HI-TEMP RESIN	PLAIN	300	4-36-521HT	2-1/2		
5	1 1/4	CUSHION RUBBER	DELRIN	200	5-36-105	2-3/4	6 1/16	4
		CONDUCTIVE CUSHION RUBBER	SINTERED	200	5-36-105C	2-3/4		
		CUSHION RUBBER	BALL	200	5-36-152	2-3/4		
		CUSHION RUBBER W/ SIDE PLATES*	BALL	200	5-36-452*	2-3/4		
		WELDED DISC / BLACK RUBBER	BALL	200	5-36-113	3		
		WELDED DISC / GREY RUBBER	BALL	200	5-36-113G	3		
		ADVANTAGE TPR / ROUND	DELRIN	250	5-36-314GD	3		
		ADVANTAGE TPR / ROUND	BALL	250	5-36-213GD	3		
		HARD RUBBER	DELRIN	280	5-36-106	2-3/4		
		HARD RUBBER	BALL	280	5-36-162	2-3/4		
		HARD RUBBER W/ SIDE PLATES*	BALL	280	5-36-462*	2-3/4		
		WELDED DISC / POLYURETHANE	BALL	300	5-36-113P	3		
		POLYLOC / GREY	BALL	300	5-36-213G	3		
		POLYLOC / GREY	DELRIN	300	5-36-314G	3		
	POLYLOC / BLUE	BALL	300	5-36-213P	3			
	POLYOLEFIN	PLAIN	300	5-36-513	3			
	POLYOLEFIN	BALL	300	5-36-514	3			
	ADVANTAGE HEAT ROUND	S.S. BALL	300	5-36-213RTR	3			
	ADVANTAGE HEAT FLAT	S.S. BALL	300	5-36-213RTF	3			
	ADVANTAGE HEALTH	S.S. BALL	300	5-36-213MF	3			
ADVANTAGE TPR / FLAT	DELRIN	325	5-36-314GF	3				
ADVANTAGE TPR / FLAT	BALL	325	5-36-213GF	3				
1 1/2	PHENOLIC	PLAIN	300	5-36-121	3			
	HI-TEMP RESIN	PLAIN	325	5-36-521NHT	3			
6	1 1/4	CUSHION RUBBER	DELRIN	220	6-36-105	3-1/8	7 1/16	4 1/2
		CONDUCTIVE CUSHION RUBBER	SINTERED	220	6-36-105C	3-1/8		
		WELDED DISC / BLACK RUBBER	BALL	250	6-36-113	3-3/4		
		WELDED DISC / GREY RUBBER	BALL	250	6-36-113G	3-3/4		
		HARD RUBBER	DELRIN	300	6-36-106	3-1/8		
		HARD RUBBER	BALL	300	6-36-162	3-1/8		
		WELDED DISC / POLYURETHANE	BALL	300	6-36-113P	3-3/4		
		ADVANTAGE TPR / ROUND	DELRIN	300	6-36-314GD	3-3/4		
		ADVANTAGE TPR / ROUND	BALL	300	6-36-213GD	3-3/4		
		POLYLOC / GREY	BALL	300	6-36-213G	3-3/4		
		POLYLOC / GREY	DELRIN	300	6-36-314G	3-3/4		
	POLYLOC / BLUE	BALL	300	6-36-213P	3-3/4			
	ADVANTAGE HEAT ROUND	S.S. BALL	325	6-36-213RTR	3-3/4			
	ADVANTAGE HEAT FLAT	S.S. BALL	325	6-36-213RTF	3-3/4			
	ADVANTAGE HEALTH	S.S. BALL	325	6-36-213MF	3-3/4			
	1 1/2	PHENOLIC	PLAIN	300	6-36-121	3-3/4		
		POLYOLEFIN	PLAIN	300	6-36-521	3-3/4		

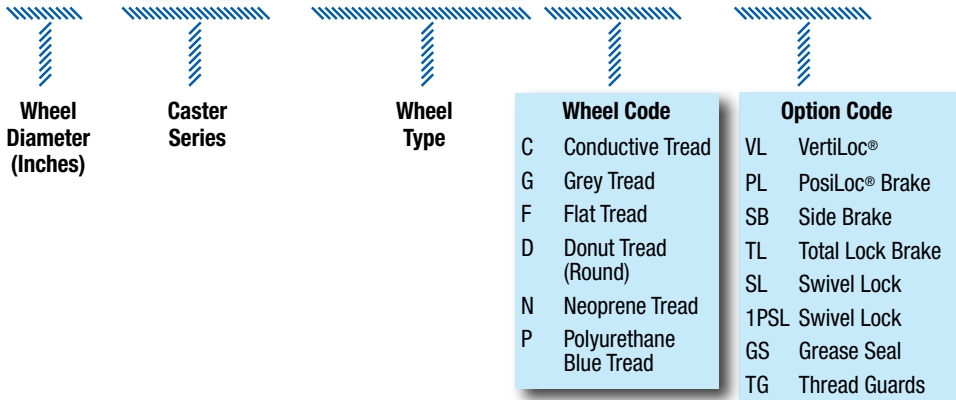
* Grey tread wheels are available (consult factory).

Model Numbers

Casters

Below model is a 5" wheel diameter 30 Series swivel caster with Flat Tread Advantage wheel with VertiLoc® brake.

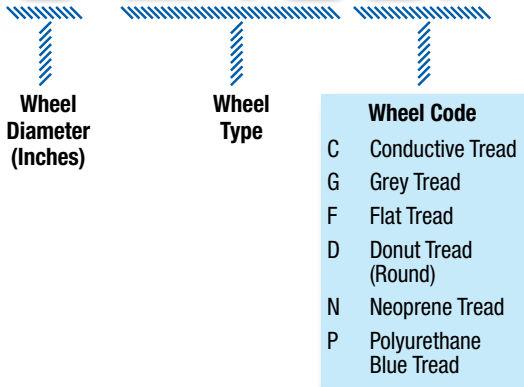
5-30-213GF VL



Wheels

Below model is a 5" wheel diameter Flat Tread Advantage wheel with ball bearing.

5-213GF



Forks

Below model is a 5" diameter 30 Series swivel fork.

5-30-000-PLT 2

