

# SS/SSR SERIES STAINLESS STEEL CASTERS



**1,000 lbs. Maximum Capacity**

**Top Plate: 4" x 4-1/2" Mounting Holes: 2-5/8" x 3-5/8" Slotted to 3" x 3" BHS 3/8" Hole Clearance**



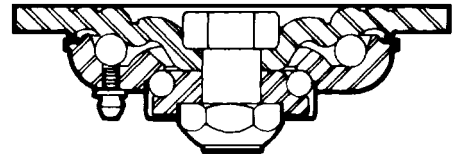
SS/BR-6200-NY-DEL

Compare our SS Series casters to the competition and you'll quickly see the difference. This caster uses the same top quality design that has made our signature "Bestway" Series an industry leader. Our superior 5/8" nut & bolt kingpin construction with precision double ball raceways prove much more durable than riveted models. Heavy 1/4" material is used throughout for maximum strength and longevity.

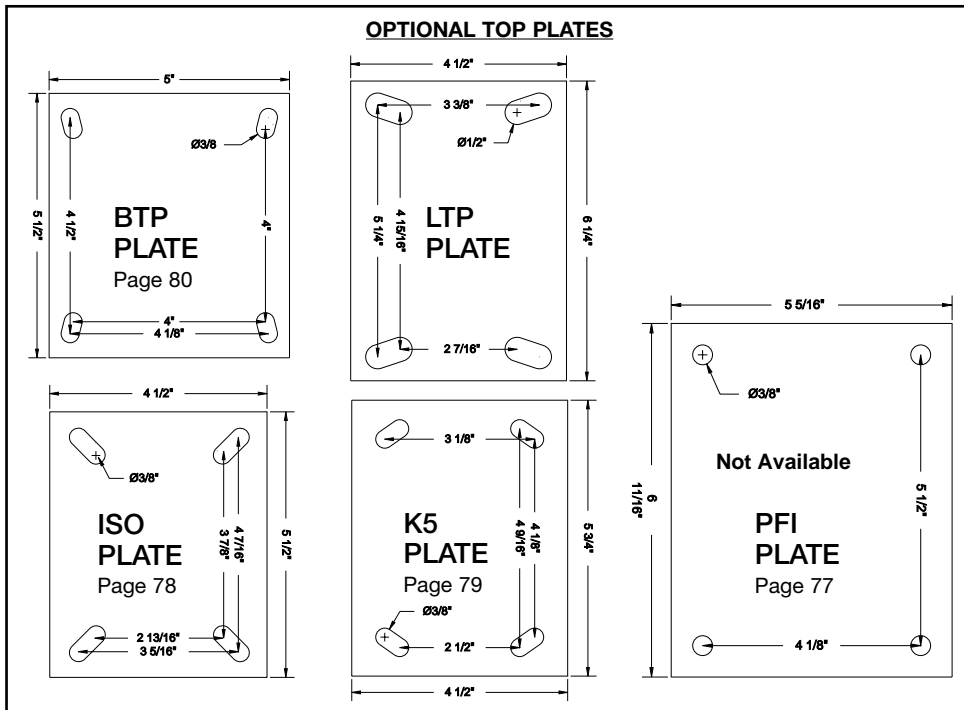


SSR-6200-UN-DEL

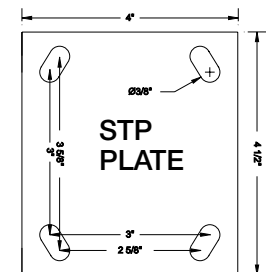
North American made for fast delivery and competitive pricing and are fully customizable upon request. A huge selection of wheel sizes, wheel types, standard options and bearing types mean that this caster can fill virtually any role you have for it. We carry a huge inventory of our stainless casters to ensure speedy delivery!



Cross-section illustrates the design of the generously proportioned upper and lower ball races, which ride on 5/16" and 1/4" diameter hardened ball bearings respectively.



**STANDARD TOP PLATE**



Wheel Diam.	OH	Swiv. Rad.
3"	4-3/8"	2-3/4"
3-1/4"*	4-1/2"	2-13/16"
4"	5-5/8"	3-13/16"
5"	6-1/2"	4-7/16"
6"	7-1/2"	4-9/16"
8"	9-1/2"	5-7/8"

Swivel Model Number	Rigid Model Number	Tread Width	Wheel Type	Capacity (lbs.)	Bearing Type	Weight (Approx) Swivel	Weight (Approx) Rigid
<b>3" Diameter Wheels</b>							
SS-3150-BAL-DEL	SSR-3150-BAL-DEL	1-1/2"	Phenolic	500	Delrin	4.5	3.5
SS-3150C-ES-DEL	SSR-3150C-ES-DEL	1-1/2"	Solid Elastomer (Crowned)	350	Delrin	4.5	3.5
SS-3150-NY-DEL	SSR-3150-NY-DEL	1-1/2"	White Nylon	500	Delrin	4.5	3.5
SS-3200-BAL-DEL*	SSR-3200-BAL-DEL*	2"	Phenolic	700	Delrin	4.5	3.5
SS-3200-NY-DEL	SSR-3200-NY-DEL	2"	White Nylon	700	Delrin	4.5	3.5
<b>4" Diameter Wheels</b>							
SS-4150-BAL-DEL	SSR-4150-BAL-DEL	1-1/2"	Phenolic	600	Delrin	4.5	3.5
SS-4150-HT-SSRB	SSR-4150-HT-SSRB	1-1/2"	Hi-Temp Phenolic	400	Stainless Roller	4.5	3.5
SS-4150-UN-DEL	SSR-4150-UN-DEL	1-1/2"	Star-Tech Urethane	440	Delrin	4.5	3.5
SS-4150C-ES-DEL	SSR-4150C-ES-DEL	1-1/2"	Solid Elastomer (Crowned)	400	Delrin	5.0	4.0
SS-4150-EL-DEL	SSR-4150-EL-DEL	1-1/2"	Eliminator Grey Rubber	350	Delrin	4.5	3.5
SS-4150-NL-DEL	SSR-4150-NL-DEL	1-1/2"	Ny-Lite	420	Delrin	4.5	3.5
SS-4150-NY-DEL	SSR-4150-NY-DEL	1-1/2"	White Nylon	600	Delrin	4.5	3.5

Swivel Model Number	Rigid Model Number	Tread Width	Wheel Type	Capacity (lbs.)	Bearing Type	Weight (Approx) Swivel	Weight (Approx) Rigid
<b>4" Diameter Wheels</b>							
SS-4200-BAL-DEL	SSR-4200-BAL-DEL	2"	Phenolic	800	Delrin	5.0	4.0
SS-4200-HT-SSRB	SSR-4200-HT-SSRB	2"	Hi-Temp Phenolic	500	Stainless Roller	5.0	4.0
SS-4200-SSMS-SSRB	SSR-4200-SSMS-SSRB	2"	Stainless Steel	900	Stainless Roller	12.5	11.5
SS-4200-UN-DEL	SSR-4200-UN-DEL	2"	Star-Tech Urethane	600	Delrin	4.5	3.5
SS-4200C-UBA-PBB	SSR-4200C-UBA-PBB	2"	Urethane on Alum. (Crowned)	900	Precision Ball	5.5	4.5
SS-4200C-MBA-PBB	SSR-4200C-MBA-PBB	2"	Megabest (Crowned)	300	Precision Ball	5.5	4.5
SS-4200C-ES-DEL	SSR-4200C-ES-DEL	2"	Solid Elastomer (Crowned)	800	Delrin	5.0	4.0
SS-4200-EL-DEL	SSR-4200-EL-DEL	2"	Eliminator Grey Rubber	600	Delrin	4.5	3.5
SS-4200-NL-DEL	SSR-4200-NL-DEL	2"	Ny-Lite	500	Delrin	4.5	3.5
SS-4200-NY-DEL	SSR-4200-NY-DEL	2"	White Nylon	800	Delrin	5.0	4.0
<b>5" Diameter Wheels</b>							
SS-5150-BAL-DEL	SSR-5150-BAL-DEL	1-1/2"	Phenolic	600	Delrin	5.5	4.0
SS-5150-UN-DEL	SSR-5150-UN-DEL	1-1/2"	Star-Tech Urethane	500	Delrin	5.0	3.5
SS-5150C-ES-DEL	SSR-5150C-ES-DEL	1-1/2"	Solid Elastomer (Crowned)	500	Delrin	5.5	4.0
SS-5150-EL-DEL	SSR-5150-EL-DEL	1-1/2"	Eliminator Grey Rubber	400	Delrin	5.0	3.5
SS-5150-NL-DEL	SSR-5150-NL-DEL	1-1/2"	Ny-Lite	550	Delrin	5.0	3.5
SS-5150-NY-DEL	SSR-5150-NY-DEL	1-1/2"	White Nylon	600	Delrin	5.5	4.0
SS-5200-BAL-DEL	SSR-5200-BAL-DEL	2"	Phenolic	900	Delrin	6.0	4.5
SS-5200-HT-SSRB	SSR-5200-HT-SSRB	2"	Hi-Temp Phenolic	750	Stainless Roller	6.0	4.5
SS-5200-UN-DEL	SSR-5200-UN-DEL	2"	Star-Tech Urethane	750	Delrin	5.5	4.0
SS-5200C-UBA-PBB	SSR-5200C-UBA-PBB	2"	Urethane on Alum. (Crowned)	900	Precision Ball	6.0	4.5
SS-5200C-MBA-PBB	SSR-5200C-MBA-PBB	2"	Megabest (Crowned)	300	Precision Ball	6.0	4.5
SS-5200C-ES-DEL	SSR-5200C-ES-DEL	2"	Solid Elastomer (Crowned)	900	Delrin	5.5	4.0
SS-5200-EL-DEL	SSR-5200-EL-DEL	2"	Eliminator Grey Rubber	700	Delrin	5.5	4.0
SS-5200-NL-DEL	SSR-5200-NL-DEL	2"	Ny-Lite	650	Delrin	5.5	4.0
SS-5200-NY-DEL	SSR-5200-NY-DEL	2"	White Nylon	900	Delrin	5.5	4.0
<b>6" Diameter Wheels</b>							
SS-6150-BAL-DEL	SSR-6150-BAL-DEL	1-1/2"	Phenolic	700	Delrin	6.0	5.0
SS-6150-UN-DEL	SSR-6150-UN-DEL	1-1/2"	Star-Tech Urethane	600	Delrin	5.5	4.5
SS-6150-EL-DEL	SSR-6150-EL-DEL	1-1/2"	Eliminator Grey Rubber	500	Delrin	5.5	4.5
SS-6150-NL-DEL	SSR-6150-NL-DEL	1-1/2"	Ny-Lite	600	Delrin	5.0	4.0
SS-6150-NY-DEL	SSR-6150-NY-DEL	1-1/2"	White Nylon	700	Delrin	5.5	4.5
SS-6200-BAL-DEL	SSR-6200-BAL-DEL	2"	Phenolic	900	Delrin	7.0	6.0
SS-6200-HT-SSRB	SSR-6200-HT-SSRB	2"	Hi-Temp Phenolic	900	Stainless Roller	7.0	6.0
SS-6200-SSMS-SSRB	SSR-6200-SSMS-SSRB	2"	Stainless Steel	900	Stainless Roller	24.0	23.0
SS-6200-UN-DEL	SSR-6200-UN-DEL	2"	Star-Tech Urethane	900	Delrin	6.0	5.0
SS-6200C-UBA-PBB	SSR-6200C-UBA-PBB	2"	Urethane on Alum. (Crowned)	900	Precision Ball	7.0	6.0
SS-6200C-MBA-PBB	SSR-6200C-MBA-PBB	2"	Megabest (Crowned)	400	Precision Ball	7.0	6.0
SS-6200-ES-DEL	SSR-6200-ES-DEL	2"	Solid Elastomer	900	Delrin	6.5	5.5
SS-6200C-ES-DEL	SSR-6200C-ES-DEL	2"	Solid Elastomer (Crowned)	900	Delrin	6.5	5.5
SS-6200C-EG-PBB	SSR-6200C-EG-PBB	2"	Elastiglide (Crowned)	900	Precision Ball	7.0	6.0
SS-6200-EL-DEL	SSR-6200-EL-DEL	2"	Eliminator Grey Rubber	900	Delrin	6.0	5.0
SS-6200-NL-DEL	SSR-6200-NL-DEL	2"	Ny-Lite	800	Delrin	5.5	4.5
SS-6200-NY-DEL	SSR-6200-NY-DEL	2"	White Nylon	900	Delrin	6.0	5.0
<b>8" Diameter Wheels</b>							
SS-8200-BAL-DEL	SSR-8200-BAL-DEL	2"	Phenolic	950	Delrin	8.0	7.0
SS-8200-HT-SSRB	SSR-8200-HT-SSRB	2"	Hi-Temp Phenolic	1000	Stainless Roller	8.0	7.0
SS-8200-UN-DEL	SSR-8200-UN-DEL	2"	Star-Tech Urethane	950	Delrin	6.5	5.5
SS-8200C-UBA-PBB	SSR-8200C-UBA-PBB	2"	Urethane on Alum. (Crowned)	1000	Precision Ball	9.0	8.0
SS-8200C-MBA-PBB	SSR-8200C-MBA-PBB	2"	Megabest (Crowned)	500	Precision Ball	9.5	8.5
SS-8200-ES-DEL	SSR-8200-ES-DEL	2"	Solid Elastomer	950	Delrin	7.5	6.5
SS-8200C-ES-DEL	SSR-8200C-ES-DEL	2"	Solid Elastomer (Crowned)	950	Delrin	9.0	8.0
SS-8200C-EG-PBB	SSR-8200C-EG-PBB	2"	Elastiglide (Crowned)	1000	Precision Ball	9.5	8.5
SS-8200-EL-DEL	SSR-8200-EL-DEL	2"	Eliminator Grey Rubber	900	Delrin	6.5	5.5
SS-8200-NL-DEL	SSR-8200-NL-DEL	2"	Ny-Lite	950	Delrin	6.0	5.0
SS-8200-NY-DEL	SSR-8200-NY-DEL	2"	White Nylon	950	Delrin	7.0	6.0

- Options:**
- (1) Pedal Brake available on swivels and rigids. Add code 'BR' to model number (eg. SS/**BR**-8200-BAL-DEL)
  - (2) Four Position Swivel Lock. Add code '4SL' to model number (eg. SS/**4SL**-5200-EL-DEL). Special order with ISO, K5 and PFI Plates.
  - (3) Optional Top Plates available. Add code LTP, BTP, ISO, K5 or PFI to model number. (eg. SSR/**LTP**-5200-BAL-DEL)
  - (4) Flanged Brass Bearing. Substitute 'BF' for 'DEL' in Model Number (eg. SS-6200-NY-**BF**)
  - (5) Stainless Steel Roller Bearing. Substitute 'SSRB' for 'DEL' in Model Number (eg. SS-6200-NY-**SSRB**)
  - (6) Stainless Steel Precision Ball Bearing. Substitute 'SSPBB' for 'PBB' in Model Number (eg. SS-8200C-EG-**SSPBB**)