

GHR

Total Lock Series



1,500 Lbs. Load Capacity Forged Kingpinless Type Casters

Single piece Drop Forged AISI 1045 Steel Top Plate and Fork Base

Precision CNC Machined Raceways with 5/16" ball bearings

Induction Hardening of Raceways ensures uniform depth of hardness

Totally Sealed Swivel Head with Grease Nipple

1/4" Thick Fork Legs Robotically welded Inside & Outside to 2-1/2" fork spacing

1/2" Wheel axle

4 Position Directional Lock Slots

Finish : Bright Zinc Plated



Swivel Head Section



Total Lock System

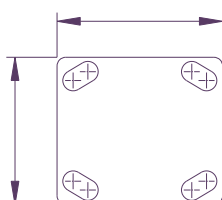


Wheel Face Break



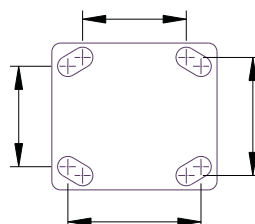
Directional Lock

Top Plate



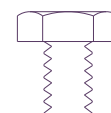
4"x4-1/2"

Bolt Hole Centers



2-5/8" x 3-5/8"
Slotted to
3" x 3"

Attaching Bolt Size



3/8"

'GHR' SERIES CASTERS WITH 'SAS' SERIES HIGH LOAD CAPACITY POLYURETHANE WHEELS

High Load Capacity Liquid Cast Premium Polyurethane Wheels 93 ± 3 Shore A
 Polyurethane firmly bonded to precision machined Cast Iron Core
 Low rolling resistance, Smooth and Noiseless running.
 Non-Marking and floor protective.
 High Abrasion, Cut and Tear resistant
 100% tested and guaranteed against Bond Failures.
 Bearing Options: Precision Ball Bearings; Tapered Roller Bearings
 Roller Bearings; Plain Bore or Keyway Bore
 Temperature Range: -40°F to + 180°F



Part No. Swivel Caster	Part No. Swivel with Total Lock	Part No. Rigid Caster	Wheel Dia (inch)	Tread Width (inch)	Load Capacity (Lbs)	Overall Height (inch)	Swivel Radius (inch)	Swivel Radius with Total Lock (inch)	Swivel Radius with Wheel Brake (inch)
GHR-42S-SAS	GHR-42S-SAS-TL	GHR-42R-SAS	4	2	900	5-5/8	3-3/16	4	8-1/2
GHR-52S-SAS	GHR-52S-SAS-TL	GHR-52R-SAS	5	2	1200	6-1/2	3-7/8	4	9-1/2
GHR-62S-SAS	GHR-62S-SAS-TL	GHR-62R-SAS	6	2	1500	7-1/2	4-9/16	6	10
GHR-82S-SAS	GHR-82S-SAS-TL	GHR-82R-SAS	8	2	1500	9-1/2	6	6	11-1/2
GHR-102S-SAS	GHR-102S-SAS-TL	GHR-102R-SAS	10	2	1500	11-1/2	7-1/2	7-1/2	13

'GHR' SERIES CASTERS WITH 'ME' SERIES ERGONOMIC WHEELS

Ergonomic Premium Polyurethane Wheels for low Push-Pull Efforts
 Polyurethane 93 ± 3 Shore A mechanically and chemically bonded to precision machined cores.
 Non-Marking and floor protective.
 100% Tested and Guaranteed against bond failures
 Tread Options : Softer 80A – Yellow Tread (Specify ME-Z) and Harder 73D – Blue Tread (Specify ME-F)
 Bearing Options:- Precision Ball Bearings; Tapered Roller Bearings
 Roller Bearings;
 Temperature Range:- -40° F to + 180° F



Part No. Swivel Caster	Part No. Swivel with Total Lock	Part No. Rigid Caster	Wheel Dia (inch)	Tread Width (inch)	Load Capacity (Lbs)	Overall Height (inch)	Swivel Radius (inch)	Swivel Radius with Total Lock (inch)	Swivel Radius with Wheel Brake (inch)
GHR-42S-ME	GHR-42S-ME-TL	GHR-42R-ME	4	2	775	5-5/8	3-3/16	4	8-1/2
GHR-52S-ME	GHR-52S-ME-TL	GHR-52R-ME	5	2	1000	6-1/2	3-7/8	4	9-1/2
GHR-62S-ME	GHR-62S-ME-TL	GHR-62R-ME	6	2	1250	7-1/2	4-9/16	6	10
GHR-82S-ME	GHR-82S-ME-TL	GHR-82R-ME	8	2	1500	9-1/2	6	6	11-1/2
GHR-102S-ME	GHR-102S-ME-TL	GHR-102R-ME	10	2	1500	11-1/2	7-1/2	7-1/2	13

'GHR' SERIES CASTERS WITH 'SZS' SERIES THICK TREADED ELASTIC URETHANE WHEELS

Elastic 85±3 Shore A Liquid Cast Polyurethane firmly bonded to Cast Iron Core
 Reduced noise due to cushioning of loads,
 Lively Polyurethane allows wheels to 'Flex and Roll' over debris
 Excellent for power towing applications
 Non-Marking and floor protective.
 100% Tested and Guaranteed against bond failures
 Bearing Options:- Precision Ball Bearings; Tapered Roller Bearings
 Roller Bearings;
 Temperature Range:- -40° F to + 180° F



Part No. Swivel Caster	Part No. Swivel with Total Lock	Part No. Rigid Caster	Wheel Dia (inch)	Tread Width (inch)	Load Capacity (Lbs)	Overall Height (inch)	Swivel Radius (inch)	Swivel Radius with Total Lock (inch)	Swivel Radius with Wheel Brake (inch)
GHR-42S-SZS	GHR-42S-SZS-TL	GHR-42R-SZS	4	2	550	5-5/8	3-3/16	4	8-1/2
GHR-52S-SZS	GHR-52S-SZS-TL	GHR-52R-SZS	5	2	775	6-1/2	3-7/8	4	9-1/2
GHR-62S-SZS	GHR-62S-SZS-TL	GHR-62R-SZS	6	2	1000	7-1/2	4-9/16	6	10
GHR-82S-SZS	GHR-82S-SZS-TL	GHR-82R-SZS	8	2	1450	9-1/2	6	6	11-1/2
GHR-102S-SZS	GHR-102S-SZS-TL	GHR-102R-SZS	10	2	1500	11-1/2	7-1/2	7-1/2	13

'GHR' SERIES CASTERS WITH 'SFS' SERIES SOLID ELASTOMER WHEELS

- The Ultimate Real Solid Elastomer Wheels exclusively developed by Muvtons
- Premium Liquid Cast 73 ± 3 Shore D Polyurethane locked mechanically to a non-corrosive metallic core that holds the precision bearings and provides structural rigidity.
- Resist compression set and provide excellent resilience for easy movement
- Non-Marking and floor protective
- Can be used for corrosive applications with suitable bearings.
- 100% Tested and Guaranteed against failures
- Bearing Options:- Precision Ball Bearings; Tapered Roller Bearings
- Temperature Range:- -40° F to + 180° F



Part No. Swivel Caster	Part No. Swivel with Total Lock	Part No. Rigid Caster	Wheel Dia (inch)	Tread Width (inch)	Load Capacity (Lbs)	Overall Height (inch)	Swivel Radius (inch)	Swivel Radius with Total Lock (inch)	Swivel Radius with Wheel Brake (inch)
GHR-42S-SFS	GHR-42S-SFS-TL	GHR-42R-SFS	4	2	850	5-5/8	3-3/16	4	8-1/2
GHR-52S-SFS	GHR-52S-SFS-TL	GHR-52R-SFS	5	2	1100	6-1/2	3-7/8	4	9-1/2
GHR-62S-SFS	GHR-62S-SFS-TL	GHR-62R-SFS	6	2	1500	7-1/2	4-9/16	6	10
GHR-82S-SFS	GHR-82S-SFS-TL	GHR-82R-SFS	8	2	1500	9-1/2	6	6	11-1/2
GHR-102S-SFS	GHR-102S-SFS-TL	GHR-102R-SFS	10	2	1500	11-1/2	7-1/2	7-1/2	13

'GHR' SERIES CASTERS WITH 'SJS' SERIES POLYURETHANE WHEELS

- Liquid Cast Polyurethane 93 ± 3 Shore A firmly bonded to precision machined Cast Iron Cores.
- Low rolling resistance; Smooth and noiseless running
- Non-Marking and floor protective
- Good Abrasion and cut resistance
- 100% Tested and Guaranteed against bond failures
- Ideal for medium duty applications
- Bearing Options:- Precision Ball Bearings; Tapered Roller Bearings
- Temperature Range:- -40° F to +180° F



Part No. Swivel Caster	Part No. Swivel with Total Lock	Part No. Rigid Caster	Wheel Dia (inch)	Tread Width (inch)	Load Capacity (Lbs)	Overall Height (inch)	Swivel Radius (inch)	Swivel Radius with Total Lock (inch)	Swivel Radius with Wheel Brake (inch)
GHR-42S-SJS	GHR-42S-SJS-TL	GHR-42R-SJS	4	2	700	5-5/8	3-3/16	4	8-1/2
GHR-52S-SJS	GHR-52S-SJS-TL	GHR-52R-SJS	5	2	1000	6-1/2	3-7/8	4	9-1/2
GHR-62S-SJS	GHR-62S-SJS-TL	GHR-62R-SJS	6	2	1200	7-1/2	4-9/16	6	10
GHR-82S-SJS	GHR-82S-SJS-TL	GHR-82R-SJS	8	2	1500	9-1/2	6	6	11-1/2
GHR-102S-SJS	GHR-102S-SJS-TL	GHR-102R-SJS	10	2	1500	11-1/2	7-1/2	7-1/2	13

'GHR' SERIES CASTERS WITH 'SEB' SERIES HEAVY DUTY MOLDON RUBBER WHEELS

- Elastic Rubber tired wheels chemically bonded to precision machined Cast Iron Cores.
- Highly resilient 75 ± 5 Shore A rubber.
- Smooth and silent running in power towing applications.
- Bearing Options:- Precision Ball Bearings; Tapered Roller Bearings
- Temperature Range:- -40° F to +180° F



Part No. Swivel Caster	Part No. Swivel with Total Lock	Part No. Rigid Caster	Wheel Dia (inch)	Tread Width (inch)	Load Capacity (Lbs)	Overall Height (inch)	Swivel Radius (inch)	Swivel Radius with Total Lock (inch)	Swivel Radius with Wheel Brake (inch)
GHR-42S-SEB	GHR-42S-SEB-TL	GHR-42R-SEB	4	2	460	5-5/8	3-3/16	4	8-1/2
GHR-52S-SEB	GHR-52S-SEB-TL	GHR-52R-SEB	5	2	600	6-1/2	3-7/8	4	9-1/2
GHR-62S-SEB	GHR-62S-SEB-TL	GHR-62R-SEB	6	2	775	7-1/2	4-9/16	6	10
GHR-82S-SEB	GHR-82S-SEB-TL	GHR-82R-SEB	8	2	1000	9-1/2	6	6	11-1/2
GHR-102S-SEB	GHR-102S-SEB-TL	GHR-102R-SEB	10	2	1100	11-1/2	7-1/2	7-1/2	13

'GHR' SERIES CASTERS WITH MOR SERIES MOLDON RUBBER WHEELS

- Black rubber wheels firmly bonded to precision machined Cast Iron Cores
- Smooth and silent running
- Good quality 75 Shore A rubber with minimum Tensile Strength of 1000 psi
- Suitable for medium duty hand truck applications.
- Bearing Options:- Roller Bearings, Precision Ball Bearings;
- Temperature Range: -40° F to + 180° F



Part No. Swivel Caster	Part No. Swivel with Total Lock	Part No. Rigid Caster	Wheel Dia (inch)	Tread Width (inch)	Load Capacity (Lbs)	Overall Height (inch)	Swivel Radius (inch)	Swivel Radius with Total Lock (inch)	Swivel Radius with Wheel Brake (inch)
GHR-42S-MOR	GHR-42S-MOR-TL	GHR-42R-MOR	4	2	350	5-5/8	3-3/16	4	8-1/2
GHR-52S-MOR	GHR-52S-MOR-TL	GHR-52R-MOR	5	2	400	6-1/2	3-7/8	4	9-1/2
GHR-62S-MOR	GHR-62S-MOR-TL	GHR-62R-MOR	6	2	450	7-1/2	4-9/16	6	10
GHR-82S-MOR	GHR-82S-MOR-TL	GHR-82R-MOR	8	2	525	9-1/2	6	6	11-1/2
GHR-102S-MOR	GHR-102S-MOR-TL	GHR-102R-MOR	10	2	700	11-1/2	7-1/2	7-1/2	13

'GHR' SERIES CASTERS WITH 'MCI' SERIES CAST IRON WHEELS

- Special Grey cast iron wheels - solid core construction
- Fully machined tread faces – crown treaded for easy maneuverability.
- High abrasion and oil resistant
- Can be used upto 800° F with appropriate wheel bearings.
- Bearing Options:- Precision Ball Bearings; Tapered Roller Bearings
- Temperature Range: upto 800° F with appropriate bearings



Part No. Swivel Caster	Part No. Swivel with Total Lock	Part No. Rigid Caster	Wheel Dia (inch)	Tread Width (inch)	Load Capacity (Lbs)	Overall Height (inch)	Swivel Radius (inch)	Swivel Radius with Total Lock (inch)	Swivel Radius with Wheel Brake (inch)
GHR-42S-MCI	GHR-42S-MCI-TL	GHR-42R-MCI	4	2	1000	5-5/8	3-3/16	4	8-1/2
GHR-52S-MCI	GHR-52S-MCI-TL	GHR-52R-MCI	5	2	1200	6-1/2	3-7/8	4	9-1/2
GHR-62S-MCI	GHR-62S-MCI-TL	GHR-62R-MCI	6	2	1500	7-1/2	4-9/16	6	10
GHR-82S-MCI	GHR-82S-MCI-TL	GHR-82R-MCI	8	2	1500	9-1/2	6	6	11-1/2
GHR-102S-MCI	GHR-102S-MCI-TL	GHR-102R-MCI	10	2	1500	11-1/2	7-1/2	7-1/2	13

'GHR' SERIES CASTERS WITH 'MDW' SERIES DUCTILE STEEL WHEELS

- Special Ductile Cast Steel wheels with fully machined tread face
- Crown Tread Face makes maneuverability easy
- Higher Load Capacities compared to Cast Iron Wheels
- Suitable for extra heavy loads towed in punishing conditions.
- High abrasion and oil resistance
- Bearing Options:- Precision Ball Bearings; Tapered Roller Bearings
- Temperature Range: upto 800° F with appropriate bearings



Part No. Swivel Caster	Part No. Swivel with Total Lock	Part No. Rigid Caster	Wheel Dia (inch)	Tread Width (inch)	Load Capacity (Lbs)	Overall Height (inch)	Swivel Radius (inch)	Swivel Radius with Total Lock (inch)	Swivel Radius with Wheel Brake (inch)
GHR-42S-MDW	GHR-42S-MDW-TL	GHR-42R-MDW	4	2	1500	5-5/8	3-3/16	4	8-1/2
GHR-52S-MDW	GHR-52S-MDW-TL	GHR-52R-MDW	5	2	1500	6-1/2	3-7/8	4	9-1/2
GHR-62S-MDW	GHR-62S-MDW-TL	GHR-62R-MDW	6	2	1500	7-1/2	4-9/16	6	10
GHR-82S-MDW	GHR-82S-MDW-TL	GHR-82R-MDW	8	2	1500	9-1/2	6	6	11-1/2
GHR-102S-MDW	GHR-102S-MDW-TL	GHR-102R-MDW	10	2	1500	11-1/2	7-1/2	7-1/2	13

'GHR' SERIES CASTERS WITH 'DF' SERIES DROP FORGED STEEL WHEELS

Hot forged from AISI 1045 steel with fully machined tread faces
 Virtually indestructible and easy to maneuver
 High abrasion and oil resistant
 Can be used in the roughest of applications on the poorest of floors
 Bearing Options:- Precision Ball Bearings; Tapered Roller Bearings
 Roller Bearings
 Temperature Range: -150° F upto 800° F with appropriate bearings



Part No. Swivel Caster	Part No. Swivel with Total Lock	Part No. Rigid Caster	Wheel Dia (inch)	Tread Width (inch)	Load Capacity (Lbs)	Overall Height (inch)	Swivel Radius (inch)	Swivel Radius with Total Lock (inch)	Swivel Radius with Wheel Brake (inch)
GHR-42S-DF	GHR-42S-DF-TL	GHR-42R-DF	4	2	1500	5-5/8	3-3/16	4	8-1/2
GHR-52S-DF	GHR-52S-DF-TL	GHR-52R-DF	5	2	1500	6-1/2	3-7/8	4	9-1/2
GHR-62S-DF	GHR-62S-DF-TL	GHR-62R-DF	6	2	1500	7-1/2	4-9/16	6	10
GHR-82S-DF	GHR-82S-DF-TL	GHR-82R-DF	8	2	1500	9-1/2	6	6	11-1/2
GHR-102S-DF	GHR-102S-DF-TL	GHR-102R-DF	10	2	1500	11-1/2	7-1/2	7-1/2	13

'GHR' SERIES CASTERS WITH MUVTUFF 'MCNY' SERIES CAST POLY WHEELS

Machined from Tough, High Impact resistant Cast Polyamide
 Ultimate choice for Extremely High Load applications to replace metallic wheels
 Offer very high Abrasion resistance and very low rolling resistance under extreme loads
 Resistant to Salt, Grease, Alcohol and mild acids - can be used in corrosive applications
 with appropriate bearings
 Bearing Options:- Precision Ball Bearings; Tapered Roller Bearings
 Roller Bearings
 Temperature Range: -40° F to +180° F with appropriate bearings



Part No. Swivel Caster	Part No. Swivel with Total Lock	Part No. Rigid Caster	Wheel Dia (inch)	Tread Width (inch)	Load Capacity (Lbs)	Overall Height (inch)	Swivel Radius (inch)	Swivel Radius with Total Lock (inch)	Swivel Radius with Wheel Brake (inch)
GHR-42S-MCNY	GHR-42S-MCNY-TL	GHR-42R-MCNY	4	2	1500	5-5/8	3-3/16	4	8-1/2
GHR-52S-MCNY	GHR-52S-MCNY-TL	GHR-52R-MCNY	5	2	1500	6-1/2	3-7/8	4	9-1/2
GHR-62S-MCNY	GHR-62S-MCNY-TL	GHR-62R-MCNY	6	2	1500	7-1/2	4-9/16	6	10
GHR-82S-MCNY	GHR-82S-MCNY-TL	GHR-82R-MCNY	8	2	1500	9-1/2	6	6	11-1/2
GHR-102S-MCNY	GHR-102S-MCNY-TL	GHR-102R-MCNY	10	2	1500	11-1/2	7-1/2	7-1/2	13

