


U25 SERIES



Swivel Head Section



Total Lock System



Wheel Face Brake



Directional Lock

2,500 Lbs. Load Capacity Integral Kingpin Type Forged Casters

Single piece Drop Forged AISI 1045 Steel Top Plate with an Integrally Forged Kingpin

Forged AISI 1045 Steel Fork Base

Main Swivel Raceway : Precision CNC Machined - 3-1/4" dia with 7/16" ball bearings

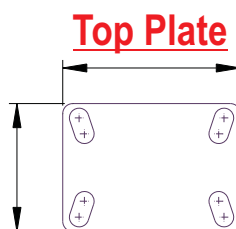
Secondary Load Bearing: 3/4" Bore Tapered Roller Bearing for superior swiveling and perfect swivel head alignment

5/16" thick x 2-1/2" wide fork legs Cylindrically Formed and Robotically Welded Inside and Outside to 3-1/2" fork spacing

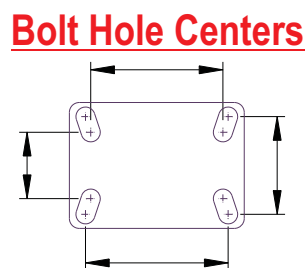
3/4" Wheel axle

4 Position Directional Lock Slots

Finish: Bright Zinc Plated

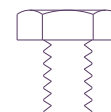


4-1/2" x 6-1/4"



2-7/16 x 4-15/16
Slotted To
3-3/8" x 5-1/4"

Attaching Bolt Size



1/2"

'U25' SERIES CASTERS WITH 'SAS' SERIES HIGH LOAD CAPACITY POLYURETHANE WHEELS

- High Load Capacity Liquid Cast Premium Polyurethane Wheels 93 + 3 Shore A
- Polyurethane firmly bonded to precision machined Cast Iron Core
- Low rolling resistance, Smooth and Noiseless running.
- Non-Marking and floor protective.
- High Abrasion, Cut and Tear resistant
- 100% tested and guaranteed against Bond Failures.
- Bearing Options: Precision Ball Bearings; Tapered Roller Bearings
Roller Bearings
- Temperature Range: -40°F to + 180°F



| Part No. Swivel Caster | Part No. Swivel with Total Lock | Part No. Rigid Caster | Wheel Dia (inch) | Tread Width (inch) | Load Capacity (Lbs) | Overall Height (inch) | Swivel Radius (inch) | Swivel Radius with Total Lock (inch) | Swivel Radius with Wheel Brake (inch) |
|---------------------------|---------------------------------------|--------------------------|---------------------|--------------------------|---------------------------|-----------------------------|----------------------------|---|--|
| U25-625S-SAS | U25-625S-SAS-TL | U25-625R-SAS | 6 | 2.5 | 2100 | 7-1/2 | 5-1/2 | 6 | 10-1/2 |
| U25-63S-SAS | U25-63S-SAS-TL | U25-63R-SAS | 6 | 3 | 2300 | 7-1/2 | 5-1/2 | 6 | 10-1/2 |
| U25-825S-SAS | U25-825S-SAS-TL | U25-825R-SAS | 8 | 2.5 | 2500 | 10-1/8 | 6-1/2 | 6-1/2 | 11-1/2 |
| U25-83S-SAS | U25-83S-SAS-TL | U25-83R-SAS | 8 | 3 | 2500 | 10-1/8 | 6-1/2 | 6-1/2 | 11-1/2 |
| U25-1025S-SAS | U25-1025S-SAS-TL | U25-1025R-SAS | 10 | 2.5 | 2500 | 11-1/2 | 7-3/4 | 7-3/4 | 12-3/4 |
| U25-103S-SAS | U25-103S-SAS-TL | U25-103R-SAS | 10 | 3 | 2500 | 11-1/2 | 7-3/4 | 7-3/4 | 12-3/4 |
| U25-1225S-SAS | U25-1225S-SAS-TL | U25-1225R-SAS | 12 | 2.5 | 2500 | 13-1/2 | 9-1/4 | 9-1/4 | 14-1/4 |
| U25-123S-SAS | U25-123S-SAS-TL | U25-123R-SAS | 12 | 3 | 2500 | 13-1/2 | 9-1/4 | 9-1/4 | 14-1/4 |

'U25' SERIES CASTERS WITH 'SZS' SERIES THICK TREADED ELASTIC URETHANE WHEELS

- Elastic 85±3 Shore A Liquid Cast Polyurethane firmly bonded to Cast Iron Core
- Reduced noise due to cushioning of loads,
- Lively Polyurethane allows wheels to 'Flex and Roll' over debris
- Excellent for power towing applications
- Non-Marking and floor protective.
- 100% Tested and Guaranteed against bond failures
- Bearing Options:- Precision Ball Bearings; Tapered Roller Bearings
Roller Bearings;
- Temperature Range:- -40° F to + 180° F



| Part No. Swivel Caster | Part No. Swivel with Total Lock | Part No. Rigid Caster | Wheel Dia (inch) | Tread Width (inch) | Load Capacity (Lbs) | Overall Height (inch) | Swivel Radius (inch) | Swivel Radius with Total Lock (inch) | Swivel Radius with Wheel Brake (inch) |
|---------------------------|---------------------------------------|--------------------------|---------------------|--------------------------|---------------------------|-----------------------------|----------------------------|---|--|
| U25-625S-SZS | U25-625S-SZS-TL | U25-625R-SZS | 6 | 2.5 | 1600 | 7-1/2 | 5-1/2 | 6 | 10-1/2 |
| U25-63S-SZS | U25-63S-SZS-TL | U25-63R-SZS | 6 | 3 | 1800 | 7-1/2 | 5-1/2 | 6 | 10-1/2 |
| U25-825S-SZS | U25-825S-SZS-TL | U25-825R-SZS | 8 | 2.5 | 2000 | 10-1/8 | 6-1/2 | 6-1/2 | 11-1/2 |
| U25-83S-SZS | U25-83S-SZS-TL | U25-83R-SZS | 8 | 3 | 2400 | 10-1/8 | 6-1/2 | 6-1/2 | 11-1/2 |
| U25-1025S-SZS | U25-1025S-SZS-TL | U25-1025R-SZS | 10 | 2.5 | 2200 | 11-1/2 | 7-3/4 | 7-3/4 | 12-3/4 |
| U25-103S-SZS | U25-103S-SZS-TL | U25-103R-SZS | 10 | 3 | 2500 | 11-1/2 | 7-3/4 | 7-3/4 | 12-3/4 |
| U25-1225S-SZS | U25-1225S-SZS-TL | U25-1225R-SZS | 12 | 2.5 | 2500 | 13-1/2 | 9-1/4 | 9-1/4 | 14-1/4 |
| U25-123S-SZS | U25-123S-SZS-TL | U25-123R-SZS | 12 | 3 | 2500 | 13-1/2 | 9-1/4 | 9-1/4 | 14-1/4 |

'U25' SERIES CASTERS WITH 'SJS' SERIES POLYURETHANE WHEELS

- Liquid Cast Polyurethane 93 ± 3 Shore A firmly bonded to precision machined Cast Iron Cores.
- Low rolling resistance; Smooth and noiseless running
- Non-Marking and floor protective
- Good Abrasion and cut resistance
- 100% Tested and Guaranteed against bond failures
- Ideal for medium duty applications
- Bearing Options:- Precision Ball Bearings; Tapered Roller Bearings
Roller Bearings
- Temperature Range: -40° F to +180° F



| Part No. Swivel Caster | Part No. Swivel with Total Lock | Part No. Rigid Caster | Wheel Dia (inch) | Tread Width (inch) | Load Capacity (Lbs) | Overall Height (inch) | Swivel Radius (inch) | Swivel Radius with Total Lock (inch) | Swivel Radius with Wheel Brake (inch) |
|---------------------------|---------------------------------------|--------------------------|-------------------------|------------------------------|-------------------------------|---------------------------------|--------------------------------|---|--|
| | | | | | | | | | |
| U25-625S-SJS | U25-625S-SJS-TL | U25-625R-SJS | 6 | 2.5 | 1600 | 7-1/2 | 5-1/2 | 6 | 10-1/2 |
| U25-63S-SJS | U25-63S-SJS-TL | U25-63R-SJS | 6 | 3 | 2100 | 7-1/2 | 5-1/2 | 6 | 10-1/2 |
| U25-825S-SJS | U25-825S-SJS-TL | U25-825R-SJS | 8 | 2.5 | 2100 | 10-1/8 | 6-1/2 | 6-1/2 | 11-1/2 |
| U25-83S-SJS | U25-83S-SJS-TL | U25-83R-SJS | 8 | 3 | 2500 | 10-1/8 | 6-1/2 | 6-1/2 | 11-1/2 |
| U25-1025S-SJS | U25-1025S-SJS-TL | U25-1025R-SJS | 10 | 2.5 | 2300 | 11-1/2 | 7-3/4 | 7-3/4 | 12-3/4 |
| U25-103S-SJS | U25-103S-SJS-TL | U25-103R-SJS | 10 | 3 | 2500 | 11-1/2 | 7-3/4 | 7-3/4 | 12-3/4 |
| U25-1225S-SJS | U25-1225S-SJS-TL | U25-1225R-SJS | 12 | 2.5 | 2500 | 13-1/2 | 9-1/4 | 9-1/4 | 14-1/4 |
| U25-123S-SJS | U25-123S-SJS-TL | U25-123R-SJS | 12 | 3 | 2500 | 13-1/2 | 9-1/4 | 9-1/4 | 14-1/4 |

'U25' SERIES CASTERS WITH 'MCI' SERIES CAST IRON WHEELS

- Special Grey cast iron wheels - solid core construction
- Fully machined tread faces – crown treaded for easy maneuverability.
- High abrasion and oil resistant
- Can be used upto 800° F with appropriate wheel bearings.
- Bearing Options:- Precision Ball Bearings; Tapered Roller Bearings
Roller Bearings
- Temperature Range: upto 800° F with appropriate bearings



| Part No. Swivel Caster | Part No. Swivel with Total Lock | Part No. Rigid Caster | Wheel Dia (inch) | Tread Width (inch) | Load Capacity (Lbs) | Overall Height (inch) | Swivel Radius (inch) | Swivel Radius with Total Lock (inch) | Swivel Radius with Wheel Brake (inch) |
|---------------------------|---------------------------------------|--------------------------|-------------------------|------------------------------|-------------------------------|---------------------------------|--------------------------------|---|--|
| | | | | | | | | | |
| U25-625S-MCI | U25-625S-MCI-TL | U25-625R-MCI | 6 | 2.5 | 2500 | 7-1/2 | 5-1/2 | 6 | 10-1/2 |
| U25-63S-MCI | U25-63S-MCI-TL | U25-63R-MCI | 6 | 3 | 2500 | 7-1/2 | 5-1/2 | 6 | 10-1/2 |
| U25-825S-MCI | U25-825S-MCI-TL | U25-825R-MCI | 8 | 2.5 | 2500 | 10-1/8 | 6-1/2 | 6-1/2 | 11-1/2 |
| U25-83S-MCI | U25-83S-MCI-TL | U25-83R-MCI | 8 | 3 | 2500 | 10-1/8 | 6-1/2 | 6-1/2 | 11-1/2 |
| U25-1025S-MCI | U25-1025S-MCI-TL | U25-1025R-MCI | 10 | 2.5 | 2500 | 11-1/2 | 7-3/4 | 7-3/4 | 12-3/4 |
| U25-103S-MCI | U25-103S-MCI-TL | U25-103R-MCI | 10 | 3 | 2500 | 11-1/2 | 7-3/4 | 7-3/4 | 12-3/4 |
| U25-1225S-MCI | U25-1225S-MCI-TL | U25-1225R-MCI | 12 | 2.5 | 2500 | 13-1/2 | 9-1/4 | 9-1/4 | 14-1/4 |
| U25-123S-MCI | U25-123S-MCI-TL | U25-123R-MCI | 12 | 3 | 2500 | 13-1/2 | 9-1/4 | 9-1/4 | 14-1/4 |

'U25' SERIES CASTERS WITH 'MDW' SERIES DUCTILE STEEL WHEELS

- Special Ductile Cast Steel wheels with fully machined tread face
- Crown Tread Face makes maneuverability easy
- Higher Load Capacities compared to Cast Iron Wheels
- Suitable for extra heavy loads towed in punishing conditions.
- High abrasion and oil resistance
- Bearing Options:- Precision Ball Bearings; Tapered Roller Bearings
Roller Bearings
- Temperature Range: upto 800° F with appropriate bearings



| Part No. Swivel Caster | Part No. Swivel with Total Lock | Part No. Rigid Caster | Wheel Dia (inch) | Tread Width (inch) | Load Capacity (Lbs) | Overall Height (inch) | Swivel Radius (inch) | Swivel Radius with Total Lock (inch) | Swivel Radius with Wheel Brake (inch) |
|---------------------------|---------------------------------------|--------------------------|---------------------|--------------------------|---------------------------|-----------------------------|----------------------------|---|--|
| | | | | | | | | | |
| U25-625S-MDW | U25-625S-MDW-TL | U25-625R-MDW | 6 | 2.5 | 2500 | 7-1/2 | 5-1/2 | 6 | 10-1/2 |
| U25-63S-MDW | U25-63S-MDW-TL | U25-63R-MDW | 6 | 3 | 2500 | 7-1/2 | 5-1/2 | 6 | 10-1/2 |
| U25-825S-MDW | U25-825S-MDW-TL | U25-825R-MDW | 8 | 2.5 | 2500 | 10-1/8 | 6-1/2 | 6-1/2 | 11-1/2 |
| U25-83S-MDW | U25-83S-MDW-TL | U25-83R-MDW | 8 | 3 | 2500 | 10-1/8 | 6-1/2 | 6-1/2 | 11-1/2 |
| U25-1025S-MDW | U25-1025S-MDW-TL | U25-1025R-MDW | 10 | 2.5 | 2500 | 11-1/2 | 7-3/4 | 7-3/4 | 12-3/4 |
| U25-103S-MDW | U25-103S-MDW-TL | U25-103R-MDW | 10 | 3 | 2500 | 11-1/2 | 7-3/4 | 7-3/4 | 12-3/4 |
| U25-1225S-MDW | U25-1225S-MDW-TL | U25-1225R-MDW | 12 | 2.5 | 2500 | 13-1/2 | 9-1/4 | 9-1/4 | 14-1/4 |
| U25-123S-MDW | U25-123S-MDW-TL | U25-123R-MDW | 12 | 3 | 2500 | 13-1/2 | 9-1/4 | 9-1/4 | 14-1/4 |

'U25' SERIES CASTERS WITH 'ME' SERIES ERGONOMIC WHEELS

- Ergonomic Premium Polyurethane Wheels for low Push-Pull Efforts
- Polyurethane 93 ± 3 Shore A mechanically and chemically bonded to precision machined cores.
- Non-Marking and floor protective.
- 100% Tested and Guaranteed against bond failures
- Tread Options : Softer 80A – Yellow Tread (Specify ME-Z) and Harder 73D –Blue Tread (Specify ME-F)
- Bearing Options:- Precision Ball Bearings; Tapered Roller Bearings
Roller Bearings;
- Temperature Range:- -40° F to + 180° F



| Part No. Swivel Caster | Part No. Swivel with Total Lock | Part No. Rigid Caster | Wheel Dia (inch) | Tread Width (inch) | Load Capacity (Lbs) | Overall Height (inch) | Swivel Radius (inch) | Swivel Radius with Total Lock (inch) | Swivel Radius with Wheel Brake (inch) |
|---------------------------|---------------------------------------|--------------------------|---------------------|--------------------------|---------------------------|-----------------------------|----------------------------|---|--|
| | | | | | | | | | |
| U25-43S-ME | U25-43S-ME-TL | U25-43R-ME | 4 | 3 | 1850 | 7-1/2 | 5-1/2 | 6 | 10-1/2 |
| U25-83S-ME | U25-83S-ME-TL | U25-83R-ME | 8 | 3 | 2400 | 10-1/8 | 6-1/2 | 6-1/2 | 11-1/2 |
| U25-103S-ME | U25-103S-ME-TL | U25-103R-ME | 10 | 3 | 2500 | 11-1/2 | 7-3/4 | 7-3/4 | 12-3/4 |
| U25-123S-ME | U25-123S-ME-TL | U25-123R-ME | 12 | 3 | 2500 | 13-1/2 | 9-1/4 | 9-1/4 | 14-1/4 |

'U25' SERIES CASTERS WITH 'SEB' SERIES HEAVY DUTY MOLDON RUBBER WHEELS

- Elastic Rubber tired wheels chemically bonded to precision machined Cast Iron Cores.
- Highly resilient 75 ± 5 Shore A rubber.
- Smooth and silent running in power towing applications.
- Bearing Options:- Precision Ball Bearings; Tapered Roller Bearings
Roller Bearings
- Temperature Range: -40° F to +180° F



| Part No. Swivel Caster | Part No. Swivel with Total Lock | Part No. Rigid Caster | Wheel Dia (inch) | Tread Width (inch) | Load Capacity (Lbs) | Overall Height (inch) | Swivel Radius (inch) | Swivel Radius with Total Lock (inch) | Swivel Radius with Wheel Brake (inch) |
|---------------------------|---------------------------------------|--------------------------|---------------------|--------------------------|---------------------------|-----------------------------|----------------------------|---|--|
| | | | | | | | | | |
| U25-63S-SEB | U25-63S-SEB-TL | U25-63R-SEB | 6 | 3 | 950 | 7-1/2 | 5-1/2 | 6 | 10-1/2 |
| U25-83S-SEB | U25-83S-SEB-TL | U25-83R-SEB | 8 | 3 | 1200 | 10-1/8 | 6-1/2 | 6-1/2 | 11-1/2 |
| U25-103S-SEB | U25-103S-SEB-TL | U25-103R-SEB | 10 | 3 | 1650 | 11-1/2 | 7-3/4 | 7-3/4 | 12-3/4 |
| U25-123S-SEB | U25-123S-SEB-TL | U25-123R-SEB | 12 | 3 | 1850 | 13-1/2 | 9-1/4 | 9-1/4 | 14-1/4 |

'U25' SERIES CASTERS WITH 'SFS' SERIES SOLID ELASTOMER WHEELS

- The Ultimate Real Solid Elastomer Wheels exclusively developed by Muvtons Premium Liquid Cast 73 ± 3 Shore D Polyurethane locked mechanically to a non-corrosive metallic core that holds the precision bearings and provides structural rigidity.
- Resist compression set and provide excellent resilience for easy movement
- Non-Marking and floor protective
- Can be used for corrosive applications with suitable bearings.
- 100% Tested and Guaranteed against failures
- Bearing Options:- Precision Ball Bearings; Tapered Roller Bearings
Roller Bearings
- Temperature Range:- -40° F to + 180° F



| Part No. Swivel Caster | Part No. Swivel with Total Lock | Part No. Rigid Caster | Wheel Dia (inch) | Tread Width (inch) | Load Capacity (Lbs) | Overall Height (inch) | Swivel Radius (inch) | Swivel Radius with Total Lock (inch) | Swivel Radius with Wheel Brake (inch) |
|------------------------|---------------------------------|-----------------------|------------------|--------------------|---------------------|-----------------------|----------------------|--------------------------------------|---------------------------------------|
| U25-63S-SFS | U25-63S-SFS-TL | U25-63R-SFS | 6 | 3 | 2400 | 7-1/2 | 5-1/2 | 6 | 10-1/2 |
| U25-83S-SFS | U25-83S-SFS-TL | U25-83R-SFS | 8 | 3 | 2500 | 10-1/8 | 6-1/2 | 6-1/2 | 11-1/2 |
| U25-1025S-SFS | U25-1025S-SFS-TL | U25-1025R-SFS | 10 | 2.5 | 2500 | 11-1/2 | 7-3/4 | 7-3/4 | 12-3/4 |
| U25-103S-SFS | U25-103S-SFS-TL | U25-103R-SFS | 10 | 3 | 2500 | 11-1/2 | 7-3/4 | 7-3/4 | 12-3/4 |
| U25-123S-SFS | U25-123S-SFS-TL | U25-123R-SFS | 12 | 3 | 2500 | 13-1/2 | 9-1/4 | 9-1/4 | 14-1/4 |

'U25' SERIES CASTERS WITH 'DF' SERIES DROP FORGED STEEL WHEELS

- Hot forged from AISI 1045 steel with fully machined tread faces
- Virtually indestructible and easy to maneuver
- High abrasion and oil resistant
- Can be used in the roughest of applications on the poorest of floors
- Bearing Options:- Precision Ball Bearings; Tapered Roller Bearings
Roller Bearings
- Temperature Range: -150° F upto 800° F with appropriate bearings



| Part No. Swivel Caster | Part No. Swivel with Total Lock | Part No. Rigid Caster | Wheel Dia (inch) | Tread Width (inch) | Load Capacity (Lbs) | Overall Height (inch) | Swivel Radius (inch) | Swivel Radius with Total Lock (inch) | Swivel Radius with Wheel Brake (inch) |
|------------------------|---------------------------------|-----------------------|------------------|--------------------|---------------------|-----------------------|----------------------|--------------------------------------|---------------------------------------|
| U25-63S-DF | U25-63S-DF-TL | U25-63R-DF | 6 | 3 | 2500 | 7-1/2 | 5-1/2 | 6 | 10-1/2 |
| U25-83S-DF | U25-83S-DF-TL | U25-83R-DF | 8 | 3 | 2500 | 10-1/8 | 6-1/2 | 6-1/2 | 11-1/2 |
| U25-103S-DF | U25-103S-DF-TL | U25-103R-DF | 10 | 3 | 2500 | 11-1/2 | 7-3/4 | 7-3/4 | 12-3/4 |
| U25-123S-DF | U25-123S-DF-TL | U25-123R-DF | 12 | 3 | 2500 | 13-1/2 | 9-1/4 | 9-1/4 | 14-1/4 |

'U25' SERIES CASTERS WITH MUVTUFF 'MCNY' SERIES CAST POLY WHEELS

- Machined from Tough, High Impact resistant Cast Polyamide
- Ultimate choice for Extremely High Load applications to replace metallic wheels
- Offer very high Abrasion resistance and very low rolling resistance under extreme loads
- Resistant to Salt, Grease, Alcohol and mild acids - can be used in corrosive applications with appropriate bearings
- Bearing Options:- Precision Ball Bearings; Tapered Roller Bearings
Roller Bearings
- Temperature Range: -40° F to +180° F with appropriate bearings



| Part No. Swivel Caster | Part No. Swivel with Total Lock | Part No. Rigid Caster | Wheel Dia (inch) | Tread Width (inch) | Load Capacity (Lbs) | Overall Height (inch) | Swivel Radius (inch) | Swivel Radius with Total Lock (inch) | Swivel Radius with Wheel Brake (inch) |
|------------------------|---------------------------------|-----------------------|------------------|--------------------|---------------------|-----------------------|----------------------|--------------------------------------|---------------------------------------|
| U25-63S-MCNY | U25-63S-MCNY-TL | U25-63R-MCNY | 6 | 3 | 2500 | 7-1/2 | 5-1/2 | 6 | 10-1/2 |
| U25-83S-MCNY | U25-83S-MCNY-TL | U25-83R-MCNY | 8 | 3 | 2500 | 10-1/8 | 6-1/2 | 6-1/2 | 11-1/2 |
| U25-103S-MCNY | U25-103S-MCNY-TL | U25-103R-MCNY | 10 | 3 | 2500 | 11-1/2 | 7-3/4 | 7-3/4 | 12-3/4 |
| U25-123S-MCNY | U25-123S-MCNY-TL | U25-123R-MCNY | 12 | 3 | 2500 | 13-1/2 | 9-1/4 | 9-1/4 | 14-1/4 |