

GAD


SERIES



Swivel Head Section



Total Lock System



Wheel Face Brake



Directional Lock

5,000 Lbs. Load Capacity Forged Kingpinless Type Casters

Single piece Drop Forged AISI 1045 Steel Top Plate and Fork Base

Precision CNC Machined Raceways- 3-1/2" dia with 1/2" dia ball bearings

Induction Hardening of Raceways ensures uniform depth of hardness

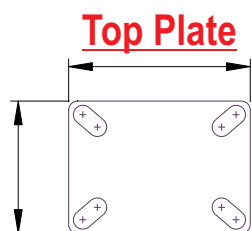
Totally Sealed Swivel Head with Grease Nipple

3/8" thick x 3" wide fork legs robotically welded Inside and Outside to 3-1/2" fork spacing

3/4" Wheel axle

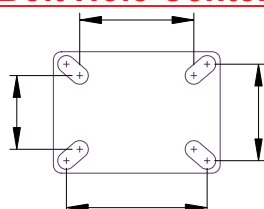
4 Position Directional Lock Slots

Finish : Bright Zinc Plated



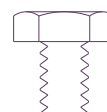
5-1/4" x 7-1/4"

Bolt Hole Centers



3-3/8 x 5-1/4
Slotted To
4-1/8" x 6-1/8"

Attaching Bolt Size



1/2"

‘GAD’ SERIES CASTERS WITH ‘SAS’ SERIES HIGH LOAD CAPACITY POLYURETHANE WHEELS

- High Load Capacity Liquid Cast Premium Polyurethane Wheels 93 ± 3 Shore A
- Polyurethane firmly bonded to precision machined Cast Iron Core
- Low rolling resistance; Smooth and Noiseless running.
- Non-Marking and floor protective.
- High Abrasion, Cut and Tear resistant
- 100% tested and guaranteed against Bond Failures.
- Bearing Options:- Precision Ball Bearings; Tapered Roller Bearings
Roller Bearings
- Temperature Range: -40° F to +180° F



Part No. Swivel Caster	Part No. Swivel with Total Lock	Part No. Rigid Caster	Wheel Dia (inch)	Tread Width (inch)	Load Capacity (Lbs)	Overall Height (inch)	Swivel Radius (inch)	Swivel Radius with Total Lock (inch)	Swivel Radius with Wheel Brake (inch)
GAD-63S-SAS	GAD-63S-SAS-TL	GAD-63R-SAS	6	3	2300	8	5-1/8	6	10-1/8
GAD-83S-SAS	GAD-83S-SAS-TL	GAD-83R-SAS	8	3	3100	10-1/2	6-1/4	6-1/4	11-1/4
GAD-103S-SAS	GAD-103S-SAS-TL	GAD-103R-SAS	10	3	4000	12-1/2	7-3/4	7-3/4	12-3/4
GAD-123S-SAS	GAD-123S-SAS-TL	GAD-123R-SAS	12	3	4850	15-1/2	8-3/8	8-3/8	13-3/8

‘GAD’ SERIES CASTERS WITH ‘SZS’ SERIES THICK TREADED ELASTIC URETHANE WHEELS

- Elastic 85±3 Shore A Liquid Cast Polyurethane firmly bonded to Cast Iron Core
- Reduced noise due to cushioning of loads,
- Lively Polyurethane allows wheels to Flex and Roll over debris
- Excellent for power towing applications
- Non-Marking and floor protective.
- 100% Tested and Guaranteed against bond failures
- Bearing Options:- Precision Ball Bearings; Tapered Roller Bearings
Roller Bearings;
- Temperature Range:- -40° F to + 180° F



Part No. Swivel Caster	Part No. Swivel with Total Lock	Part No. Rigid Caster	Wheel Dia (inch)	Tread Width (inch)	Load Capacity (Lbs)	Overall Height (inch)	Swivel Radius (inch)	Swivel Radius with Total Lock (inch)	Swivel Radius with Wheel Brake (inch)
GAD-63S-SZS	GAD-63S-SZS-TL	GAD-63R-SZS	6	3	1750	8	5-1/8	6	10-1/8
GAD-83S-SZS	GAD-83S-SZS-TL	GAD-83R-SZS	8	3	2400	10-1/2	6-1/4	6-1/4	11-1/4
GAD-103S-SZS	GAD-103S-SZS-TL	GAD-103R-SZS	10	3	3100	12-1/2	7-3/4	7-3/4	12-3/4
GAD-123S-SZS	GAD-123S-SZS-TL	GAD-123R-SZS	12	3	3500	15-1/2	8-3/8	8-3/8	13-3/8

‘GAD’ SERIES CASTERS WITH ‘ME’ SERIES ERGONOMIC WHEELS

- Ergonomic Premium Polyurethane Wheels for low Push-Pull Efforts
- Polyurethane 93 ± 3 Shore A mechanically and chemically bonded to precision machined cores.
- Non-Marking and floor protective.
- 100% Tested and Guaranteed against bond failures
- Tread Options : Softer 80A – Yellow Tread (Specify ME-Z) and Harder 73D –Blue Tread (Specify ME-F)
- Bearing Options:- Precision Ball Bearings; Tapered Roller Bearings
Roller Bearings;
- Temperature Range:- -40° F to + 180° F



Part No. Swivel Caster	Part No. Swivel with Total Lock	Part No. Rigid Caster	Wheel Dia (inch)	Tread Width (inch)	Load Capacity (Lbs)	Overall Height (inch)	Swivel Radius (inch)	Swivel Radius with Total Lock (inch)	Swivel Radius with Wheel Brake (inch)
GAD-63S-ME	GAD-63S-ME-TL	GAD-63R-ME	6	3	1850	8	5-1/8	6	10-1/8
GAD-83S-ME	GAD-83S-ME-TL	GAD-83R-ME	8	3	2400	10-1/2	6-1/4	6-1/4	11-1/4
GAD-103S-ME	GAD-103S-ME-TL	GAD-103R-ME	10	3	2850	12-1/2	7-3/4	7-3/4	12-3/4
GAD-123S-ME	GAD-123S-ME-TL	GAD-123R-ME	12	3	3500	15-1/2	8-3/8	8-3/8	13-3/8

‘GAD’ SERIES CASTERS WITH ‘SFS’ SERIES SOLID ELASTOMER WHEELS

- The Ultimate Real Solid Elastomer Wheels exclusively developed by Muvtons Premium Liquid Cast 73 ± 3 Shore D Polyurethane locked mechanically to a non-corrosive metallic core that holds the precision bearings and provides structural rigidity.
- Resist compression set and provide excellent resilience for easy movement
- Non-Marking and floor protective
- Can be used for corrosive applications with suitable bearings.
- 100% Tested and Guaranteed against failures
- Bearing Options:- Precision Ball Bearings; Tapered Roller Bearings
Roller Bearings
- Temperature Range:- -40° F to + 180° F



Part No. Swivel Caster	Part No. Swivel with Total Lock	Part No. Rigid Caster	Wheel Dia (inch)	Tread Width (inch)	Load Capacity (Lbs)	Overall Height (inch)	Swivel Radius (inch)	Swivel Radius with Total Lock (inch)	Swivel Radius with Wheel Brake (inch)
GAD-63S-SFS	GAD-63S-SFS-TL	GAD-63R-SFS	6	3	2400	8	5-1/8	6	10-1/8
GAD-83S-SFS	GAD-83S-SFS-TL	GAD-83R-SFS	8	3	2500	10-1/2	6-1/4	6-1/4	11-1/4
GAD-103S-SFS	GAD-103S-SFS-TL	GAD-103R-SFS	10	3	3000	12-1/2	7-3/4	7-3/4	12-3/4
GAD-123S-SFS	GAD-123S-SFS-TL	GAD-123R-SFS	12	3	3400	15-1/2	8-3/8	8-3/8	13-3/8

‘GAD’ SERIES CASTERS WITH ‘SJS’ SERIES POLYURETHANE WHEELS

- Liquid Cast Polyurethane 93 ± 3 Shore A firmly bonded to precision machined Cast Iron Cores.
- Low rolling resistance; Smooth and noiseless running
- Non-Marking and floor protective
- Good Abrasion and cut resistance
- 100% Tested and Guaranteed against bond failures
- Ideal for medium duty applications
- Bearing Options:- Precision Ball Bearings; Tapered Roller Bearings
Roller Bearings
- Temperature Range: -40° F to +180° F



Part No. Swivel Caster	Part No. Swivel with Total Lock	Part No. Rigid Caster	Wheel Dia (inch)	Tread Width (inch)	Load Capacity (Lbs)	Overall Height (inch)	Swivel Radius (inch)	Swivel Radius with Total Lock (inch)	Swivel Radius with Wheel Brake (inch)
GAD-63S-SJS	GAD-63S-SJS-TL	GAD-63R-SJS	6	3	2100	8	5-1/8	6	10-1/8
GAD-83S-SJS	GAD-83S-SJS-TL	GAD-83R-SJS	8	3	2500	10-1/2	6-1/4	6-1/4	11-1/4
GAD-103S-SJS	GAD-103S-SJS-TL	GAD-103R-SJS	10	3	3000	12-1/2	7-3/4	7-3/4	12-3/4
GAD-123S-SJS	GAD-123S-SJS-TL	GAD-123R-SJS	12	3	3500	15-1/2	8-3/8	8-3/8	13-3/8

‘GAD’ SERIES CASTERS WITH ‘SEB’ SERIES HEAVY DUTY MOLDON RUBBER WHEELS

- Elastic Rubber tired wheels chemically bonded to precision machined Cast Iron Cores.
- Highly resilient 75 ± 5 Shore A rubber.
- Smooth and silent running in power towing applications.
- Bearing Options:- Precision Ball Bearings; Tapered Roller Bearings
Roller Bearings
- Temperature Range: -40° F to +180° F



Part No. Swivel Caster	Part No. Swivel with Total Lock	Part No. Rigid Caster	Wheel Dia (inch)	Tread Width (inch)	Load Capacity (Lbs)	Overall Height (inch)	Swivel Radius (inch)	Swivel Radius with Total Lock (inch)	Swivel Radius with Wheel Brake (inch)
GAD-63S-SEB	GAD-63S-SEB-TL	GAD-63R-SEB	6	3	950	8	5-1/8	6	10-1/8
GAD-83S-SEB	GAD-83S-SEB-TL	GAD-83R-SEB	8	3	1200	10-1/2	6-1/4	6-1/4	11-1/4
GAD-103S-SEB	GAD-103S-SEB-TL	GAD-103R-SEB	10	3	1650	12-1/2	7-3/4	7-3/4	12-3/4
GAD-123S-SEB	GAD-123S-SEB-TL	GAD-123R-SEB	12	3	1850	15-1/2	8-3/8	8-3/8	13-3/8

'GAD' SERIES CASTERS WITH 'MCI' SERIES CAST IRON WHEELS

- Special Grey cast iron wheels - solid core construction
- Fully machined tread faces – crown treaded for easy maneuverability.
- High abrasion and oil resistant
- Can be used upto 800° F with appropriate wheel bearings.
- Bearing Options:- Precision Ball Bearings; Tapered Roller Bearings
Roller Bearings
- Temperature Range: upto 800° F with appropriate bearings



Part No. Swivel Caster	Part No. Swivel with Total Lock	Part No. Rigid Caster	Wheel Dia (inch)	Tread Width (inch)	Load Capacity (Lbs)	Overall Height (inch)	Swivel Radius (inch)	Swivel Radius with Total Lock (inch)	Swivel Radius with Wheel Brake (inch)
GAD-63S-MCI	GAD-63S-MCI-TL	GAD-63R-MCI	6	3	2400	8	5-1/8	6	10-1/8
GAD-83S-MCI	GAD-83S-MCI-TL	GAD-83R-MCI	8	3	3500	10-1/2	6-1/4	6-1/4	11-1/4
GAD-103S-MCI	GAD-103S-MCI-TL	GAD-103R-MCI	10	3	4000	12-1/2	7-3/4	7-3/4	12-3/4
GAD-123S-MCI	GAD-123S-MCI-TL	GAD-123R-MCI	12	3	4500	15-1/2	8-3/8	8-3/8	13-3/8

'GAD' SERIES CASTERS WITH 'MDW' SERIES DUCTILE STEEL WHEELS

- Special Ductile Cast Steel wheels with fully machined tread face
- Crown Tread Face makes maneuverability easy
- Higher Load Capacities compared to Cast Iron Wheels
- Suitable for extra heavy loads towed in punishing conditions.
- High abrasion and oil resistance
- Bearing Options:- Precision Ball Bearings; Tapered Roller Bearings
Roller Bearings
- Temperature Range: upto 800° F with appropriate bearings



Part No. Swivel Caster	Part No. Swivel with Total Lock	Part No. Rigid Caster	Wheel Dia (inch)	Tread Width (inch)	Load Capacity (Lbs)	Overall Height (inch)	Swivel Radius (inch)	Swivel Radius with Total Lock (inch)	Swivel Radius with Wheel Brake (inch)
GAD-63S-MDW	GAD-63S-MDW-TL	GAD-63R-MDW	6	3	3300	8	5-1/8	6	10-1/8
GAD-83S-MDW	GAD-83S-MDW-TL	GAD-83R-MDW	8	3	5000	10-1/2	6-1/4	6-1/4	11-1/4
GAD-103S-MDW	GAD-103S-MDW-TL	GAD-103R-MDW	10	3	5000	12-1/2	7-3/4	7-3/4	12-3/4
GAD-123S-MDW	GAD-123S-MDW-TL	GAD-123R-MDW	12	3	5000	15-1/2	8-3/8	8-3/8	13-3/8

'GAD' SERIES CASTERS WITH MOR SERIES MOLDON RUBBER WHEELS

- Black rubber wheels firmly bonded to precision machined Cast Iron Cores
- Smooth and silent running
- Good quality 75 Shore A rubber with minimum Tensile Strength of 1000 psi
- Suitable for medium duty hand truck applications.
- Bearing Options:- Roller Bearings, Precision Ball Bearings;
- Temperature Range: -40° F to + 180° F



Part No. Swivel Caster	Part No. Swivel with Total Lock	Part No. Rigid Caster	Wheel Dia (inch)	Tread Width (inch)	Load Capacity (Lbs)	Overall Height (inch)	Swivel Radius (inch)	Swivel Radius with Total Lock (inch)	Swivel Radius with Wheel Brake (inch)
GAD-63S-MOR	GAD-63S-MOR-TL	GAD-63R-MOR	6	3	680	8	5-1/8	6	10-1/8
GAD-83S-MOR	GAD-83S-MOR-TL	GAD-83R-MOR	8	3	850	10-1/2	6-1/4	6-1/4	11-1/4
GAD-103S-MOR	GAD-103S-MOR-TL	GAD-103R-MOR	10	3	1000	12-1/2	7-3/4	7-3/4	12-3/4
GAD-123S-MOR	GAD-123S-MOR-TL	GAD-123R-MOR	12	3	1150	15-1/2	8-3/8	8-3/8	13-3/8

'GAD' SERIES CASTERS WITH 'DF' SERIES DROP FORGED STEEL WHEELS

- Hot forged from AISI 1045 steel with fully machined tread faces
- Virtually indestructible and easy to maneuver
- High abrasion and oil resistant
- Can be used in the roughest of applications on the poorest of floors
- Bearing Options:- Precision Ball Bearings; Tapered Roller Bearings
Roller Bearings
- Temperature Range: -150° F upto 800° F with appropriate bearings



Part No. Swivel Caster	Part No. Swivel with Total Lock	Part No. Rigid Caster	Wheel Dia (inch)	Tread Width (inch)	Load Capacity (Lbs)	Overall Height (inch)	Swivel Radius (inch)	Swivel Radius with Total Lock (inch)	Swivel Radius with Wheel Brake (inch)
GAD-63S-DF	GAD-63S-DF-TL	GAD-63R-DF	6	3	5000	8	5-1/8	6	10-1/8
GAD-83S-DF	GAD-83S-DF-TL	GAD-83R-DF	8	3	5000	10-1/2	6-1/4	6-1/4	11-1/4
GAD-103S-DF	GAD-103S-DF-TL	GAD-103R-DF	10	3	5000	12-1/2	7-3/4	7-3/4	12-3/4
GAD-123S-DF	GAD-123S-DF-TL	GAD-123R-DF	12	3	5000	15-1/2	8-3/8	8-3/8	13-3/8

'GAD' SERIES CASTERS WITH MUVTUFF 'MCNY' SERIES CAST POLY WHEELS

- Machined from Tough, High Impact resistant Cast Polyamide
- Ultimate choice for Extremely High Load applications to replace metallic wheels
- Offer very high Abrasion resistance and very low rolling resistance under extreme loads
- Resistant to Salt, Grease, Alcohol and mild acids - can be used in corrosive applications with appropriate bearings
- Bearing Options:- Precision Ball Bearings; Tapered Roller Bearings
Roller Bearings
- Temperature Range: -40° F to +180° F with appropriate bearings



Part No. Swivel Caster	Part No. Swivel with Total Lock	Part No. Rigid Caster	Wheel Dia (inch)	Tread Width (inch)	Load Capacity (Lbs)	Overall Height (inch)	Swivel Radius (inch)	Swivel Radius with Total Lock (inch)	Swivel Radius with Wheel Brake (inch)
GAD-63S-MCNY	GAD-63S-MCNY-TL	GAD-63R-MCNY	6	3	5000	8	5-1/8	6	10-1/8
GAD-83S-MCNY	GAD-83S-MCNY-TL	GAD-83R-MCNY	8	3	5000	10-1/2	6-1/4	6-1/4	11-1/4
GAD-103S-MCNY	GAD-103S-MCNY-TL	GAD-103R-MCNY	10	3	5000	12-1/2	7-3/4	7-3/4	12-3/4
GAD-123S-MCNY	GAD-123S-MCNY-TL	GAD-123R-MCNY	12	3	5000	15-1/2	8-3/8	8-3/8	13-3/8

