

Developed specifically for food handling and processing industries where equipment sanitation is essential. Recommended for bakeries, bottling plants, cafeterias, canneries, candy plants, chemical plants, dairies, hotels, institutions, meat processing plants, pharmaceutical houses, restaurants, wholesale suppliers and supermarkets. Designed to reduce waste build-up which also facilitates complete clean-up. Designed to meet Food and Baking Industry Sanitation Standards.

## SANITARY CASTERS

- Top Plate and Yoke Base - Forged Steel
- Swivel Bearing and Seal - Full ball bearing type with seals to prevent entry of foreign matter or moisture and to retain lubricant
- Wheel Bearing - Straight roller bearing held in position with sealed retaining washers. Hardened and ground spanner bushing provides precision inner race and strengthens fork.
- Wheel Spacers and Thrust Washers - Spacers between leg and wheel provide 1/2" clearance for cleaning. Thrust washers are recessed into side of wheel.
- Lubrication - Swivel and wheel bearings lubricated with high quality, waterproof, high temperature lubricant. Pressure fittings are provided for replenishing lubricant if necessary. USDA Approved.
- Finish - All metal parts zinc plated for corrosion resistance. For severe corrosive conditions, these casters can be Kanigen® Plated and equipped with stainless steel components. Other types of plating and components are available for your particular environmental conditions.

## Wheel Features

**Specially designed molded Texite wheels** which affords floor protection. These wheels are straight sided with recess in hub for steel thrust washers and the straight roller bearings are completely sealed.

### All Sanitary Casters can be supplied with:


MONOCAST MC 907 "NN" USDA Approved or KRYPTONIC "KR" wheels with Precision Wheel Bearings (28)

**All food and bakery equipment should be equipped with Nylacron™ wheels (either white or dark gray) with dual sealed precision ball bearings for severe duty.**



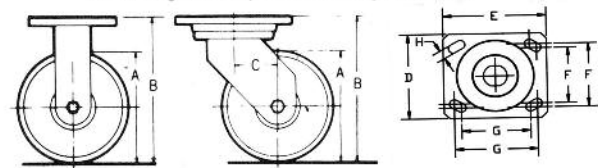
54-TS-06201-S  
Swivel Sanitary

**Recommended  
Kingpinless with  
NYLACRON™**



54-TS-06201-R  
Rigid Sanitary

Caster Height and Top Plate Mounting Dimensions



Other wheel types available in this caster series.



NSF Approved Casters

## SPECIFICATIONS

Diameter	WHEEL		★ Capacity	Overall Height	‡‡ Wheel Hub Length		†† Approx. Weight	† Caster Number	REPLACEMENT WHEEL NUMBER	
	Width	Inches (MM)			Inches (MM)	Inches (MM)			Swivel Lead	With Sealed Bearing‡
Inches (MM)	Inches (MM)	Pounds (KG)	Inches (MM)	Inches (MM)	Inches (MM)	Pounds (KG)*				
4 (101.6)	1½	500 (227.3)	5⅝ (142.9)	1 27/32 (46.8)	1⅝ (41.3)	4¼	50-TS-04101	TS-04101-12	TS-04100-19	
5 (127.0)		500 (227.3)	6½ (165.1)		1¾ (44.5)	5	50-TS-05101	TS-05101-12	TS-05100-19	
6 (152.4)		500 (227.3)	7⅞ (187.3)		1¾ (44.5)	5½	50-TS-06101	TS-06101-12	TS-06100-19	
4 (101.6)	1⅞	800 (363.6)	5⅝ (142.9)	2 13/32 (61.1)	1⅜ (46.0)	5¼	51-TS-04201	TS-04201-12	TS-04200-19	
5 (127.0)		900 (409.1)	6½ (165.1)		2⅞ (52.4)	5½	51-TS-05201	TS-05201-12	TS-05200-19	
6 (152.4)		900 (409.1)	7⅞ (187.3)		2⅞ (52.4)	6¾	51-TS-06201	TS-06201-12	TS-06200-19	
8 (203.2)		900 (409.1)	10 (254.0)		2⅞ (58.7)	9¼	51-TS-08201	TS-08201-12	TS-08200-19	
4 (101.6)	1⅞	800 (363.6)	5⅞ (150.8)	2 13/32 (61.1)	1⅜ (46.0)	6½	53-TS-04201	TS-04201-12	TS-04200-19	
5 (127.0)		1000 (454.5)	6⅞ (173.0)		2⅞ (54.0)	7¼	53-TS-05201	TS-05201-12	TS-05200-19	
6 (152.4)		1200 (545.4)	7⅞ (195.3)		2⅞ (54.0)	8½	53-TS-06201	TS-06201-12	TS-06200-19	
8 (203.2)		1200 (545.4)	10⅞ (257.2)		2⅞ (58.7)	11¼	53-TS-08201	TS-08201-12	TS-08200-19	
4 (101.6)	1⅞	800 (363.6)	5⅞ (150.8)	2 13/32 (61.1)	1⅜ (46.0)	8¼	54-TS-04201	TS-04201-12	TS-04200-19	
5 (127.0)		1000 (454.5)	6⅞ (173.0)		2⅞ (55.6)	9	54-TS-05201	TS-05201-12	TS-05200-19	
6 (152.4)		1200 (545.4)	7⅞ (195.3)		2⅞ (61.9)	10	54-TS-06201	TS-06201-12	TS-06200-19	
8 (203.2)		1400 (636.3)	10⅞ (257.2)		2¼ (57.2)	12¾	54-TS-08201	TS-08201-12	TS-08200-19	

**All Sanitary Casters can be supplied with  
MONOCAST MC 907 “NN” USDA Approved or KRYPTONIC “KR” wheels with  
Stainless Steel or Standard Precision Wheel Bearings (28)**


- ★ Capacity rating is for manual operation.
- ‡‡ Hub length is measured over flush inserted steel thrust washers.
- †† Rigid caster weight is approximately 1 to 2½ pounds less.
- † For swivel caster, add suffix “-S”; for rigid caster, all suffix “-R”.
- \* Multiply pounds x .4545 = (Kilograms).
- ‡ Wheels are furnished with straight roller bearing and with rubber lipped metal washer seals.

### TOP PLATE AND BOLT HOLE SPECIFICATIONS


Series	Top Plate Size	Bolt Hole Centers	Attaching Bolt Size
50	Modified 16 Series		
51	Modified 16 Series		
53	Modified 71 Series		
54	Modified 72 Series		

For variation in bolt hole centers, see “OPTIONAL DIMENSIONAL TABLES”

**Standard Sanitary casters are being replaced with  
Heavy Duty Sealed Kingpinless Casters and Nylacron™ wheels.**



For bakery dough troughs or other equipment where Industry Sanitation Codes apply.



For proof or cooling racks. Or for animal cages in pharmaceutical laboratories.

**Above:** Dough troughs and proof / cooling racks should have kingpinless casters with NYLACRON™ wheels.