

NEXT GENERATION NYLON (NG)

TOP PLATE MODELS

FREE SWIVEL • TOTAL LOCK • DIRECTION LOCK



- APPLICATIONS**
- Food Service Equipment
 - Case Carts
 - Utility Carts
 - Medical Equipment
 - Institutional Equipment
 - Hospital Carts
 - Animal Cage Carts

- FEATURES**
- Maintenance free
 - Sealed precision bearing raceway, smooth and quiet
 - **Total Lock Brake** models lock both swivel and wheel
 - Directional lock models lock swivel only (helps with steering)
 - Wheels feature sealed precision ball bearings and full thread guards
 - Resistance to most chemicals
 - Zinc plated top plate
 - Recessed axle with plastic cap covers



Custom Colors Available



Precision sealed ball bearing raceway design for smooth, quiet maintenance free ride.

Our NG series is made of glass filled nylon for added strength and durability. Precision ball bearings are insert molded into the swivel raceway.

SWIVEL TOP PLATE MODELS

Precision sealed ball bearing raceway design for smooth, quiet maintenance free ride.

Wheel Diameter (Inches)	Tread Width (Inches)	Wheel Description	Capacity (Lbs)	Load Height Inches (mm)	Swivel Radius Inches (mm)	Wheel Bearing	Model Number
3	1-1/4	QuikStart TPR	200	4-1/4" (108)	2-13/16" (72)	Precision Ball	NG-03QDP-125-SW-TP01
3	1-1/4	QuikStart TPR	200	4-1/4" (108)	2-13/16" (72)	Plain	NG-03QDO-125-SW-TP01
3	1-1/4	Anti-Microbial TPR	200	4-1/4" (108)	2-13/16" (72)	Precision Ball	NG-03AMP-125-SW-TP01
4	1-1/4	QuikStart TPR	275	5-3/4" (146)	3-7/16" (87)	Precision Ball	NG-04QDP-125-SW-TP01
4	1-1/4	Anti-Microbial TPR	275	5-3/4" (146)	3-7/16" (87)	Precision Ball	NG-04AMP-125-SW-TP01
5	1-1/4	Santoprene	260	6-7/8" (174)	4" (102)	Precision Ball	NG-05RPP-125-SW-TP01
5	1-1/4	QuikStart TPR	325	6-7/8" (174)	4" (102)	Precision Ball	NG-05QDP-125-SW-TP01
5	1-1/4	Anti-Microbial TPR	325	6-7/8" (174)	4" (102)	Precision Ball	NG-05AMP-125-SW-TP01
6	1-1/4	QuikStart TPR	325	7-11/16" (195)	4-9/16" (116)	Precision Ball	NG-06QDP-125-SW-TP01
6	1-1/4	QuikStart TPR	325	7-11/16" (195)	4-9/16" (116)	Plain	NG-06QDO-125-SW-TP01
6	1-1/4	Anti-Microbial TPR	325	7-11/16" (195)	4-9/16" (116)	Precision Ball	NG-06AMP-125-SW-TP01



Note: Antimicrobial casters (AMP) wheels have the darker grey fork and brighter wheel.

NEW



New 5" diameter crowned tread Santoprene models now available.

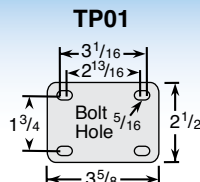
NEW



Rigid model available for 5" and 6" diameter wheels. 3" model coming soon. Change SW to RG.

TOP PLATE FITTING

Swivel Top Plate Pattern



NEXT GENERATION NYLON (NG)

TOP PLATE MODELS

FREE SWIVEL • TOTAL LOCK • DIRECTION LOCK

SWIVEL TOP PLATE TOTAL LOCK MODELS

(LOCKS WHEEL AND SWIVEL)

Precision sealed ball bearing raceway design for smooth, quiet maintenance free ride.

Wheel Diameter (Inches)	Tread Width (Inches)	Wheel Description	Capacity (lbs)	Load Height Inches (mm)	Swivel Radius Inches (mm)	Wheel Bearing	Model Number
3	1-1/4	QuikStart TPR	200	4-1/4" (108)	3-3/4" (95)	Precision Ball	NG-03QDP-125-TL-TP01
3	1-1/4	QuikStart TPR	200	4-1/4" (108)	3-3/4" (95)	Plain	NG-03QDO-125-TL-TP01
3	1-1/4	Anti-Microbial TPR	200	4-1/4" (108)	3-3/4" (95)	Precision Ball	NG-03AMP-125-TL-TP01
4	1-1/4	QuikStart TPR	275	5-3/4" (146)	4-7/16" (112)	Precision Ball	NG-04QDP-125-TL-TP01
4	1-1/4	Anti-Microbial TPR	275	5-3/4" (146)	4-7/16" (112)	Precision Ball	NG-04AMP-125-TL-TP01
5	1-1/4	Santoprene	260	6-7/8" (174)	4-7/16" (112)	Precision Ball	NG-05RPP-125-TL-TP01
5	1-1/4	QuikStart TPR	325	6-7/8" (174)	4-7/16" (112)	Precision Ball	NG-05QDP-125-TL-TP01
5	1-1/4	Anti-Microbial TPR	325	6-7/8" (174)	4-7/16" (112)	Precision Ball	NG-05AMP-125-TL-TP01
6	1-1/4	QuikStart TPR	325	7-11/16" (195)	4-9/16" (116)	Precision Ball	NG-06QDP-125-TL-TP01
6	1-1/4	QuikStart TPR	325	7-11/16" (195)	4-9/16" (116)	Plain	NG-06QDO-125-TL-TP01
6	1-1/4	Anti-Microbial TPR	325	7-11/16" (195)	4-9/16" (116)	Precision Ball	NG-06AMP-125-TL-TP01



SWIVEL TOP PLATE DIRECTION LOCK MODELS

(LOCKS SWIVEL ONLY)

Precision sealed ball bearing raceway design for smooth, quiet maintenance free ride.

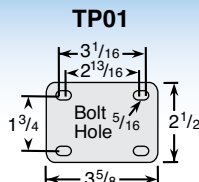
Wheel Diameter (Inches)	Tread Width (Inches)	Wheel Description	Capacity (lbs)	Load Height Inches (mm)	Swivel Radius Inches (mm)	Wheel Bearing	Model Number
3	1-1/4	QuikStart TPR	200	4-1/4" (108)	3-3/4" (95)	Precision Ball	NG-03QDP-125-DL-TP01
3	1-1/4	QuikStart TPR	200	4-1/4" (108)	3-3/4" (95)	Plain	NG-03QDO-125-DL-TP01
3	1-1/4	Anti-Microbial TPR	200	4-1/4" (108)	3-3/4" (95)	Precision Ball	NG-03AMP-125-DL-TP01
4	1-1/4	QuikStart TPR	275	5-3/4" (146)	4-7/16" (112)	Precision Ball	NG-04QDP-125-DL-TP01
4	1-1/4	Anti-Microbial TPR	275	5-3/4" (146)	4-7/16" (112)	Precision Ball	NG-04AMP-125-DL-TP01
5	1-1/4	Santoprene	260	6-7/8" (174)	4-7/16" (112)	Precision Ball	NG-05RPP-125-DL-TP01
5	1-1/4	QuikStart TPR	325	6-7/8" (174)	4-7/16" (112)	Precision Ball	NG-05QDP-125-DL-TP01
5	1-1/4	Anti-Microbial TPR	325	6-7/8" (174)	4-7/16" (112)	Precision Ball	NG-05AMP-125-DL-TP01
6	1-1/4	QuikStart TPR	325	7-11/16" (195)	4-9/16" (116)	Precision Ball	NG-06QDP-125-DL-TP01
6	1-1/4	QuikStart TPR	325	7-11/16" (195)	4-9/16" (116)	Plain	NG-06QDO-125-DL-TP01
6	1-1/4	Anti-Microbial TPR	325	7-11/16" (195)	4-9/16" (116)	Precision Ball	NG-06AMP-125-DL-TP01



Our Directional Lock casters are designed to lock the swivel but not the wheel allowing you to steer your equipment. The directional lock feature is designed to break free under heavier load when the unit is traversing a corner only to lock back into position when the unit resumes a straight course.

TOP PLATE FITTING

Swivel Top Plate Pattern



New rigid brake models now available on 5" models. Change TL to RB

NEXT GENERATION NYLON (NG)

HOLLOW KINGPIN MODELS
FREE SWIVEL • TOTAL LOCK • DIRECTION LOCK



- APPLICATIONS**
- Food Service Equipment
 - Case Carts
 - Utility Carts
 - Medical Equipment
 - Institutional Equipment
 - Hospital Carts
 - Animal Cage Carts



Custom Colors Available



Precision sealed ball bearing raceway design for smooth, quiet maintenance free ride.

- FEATURES**
- Maintenance free
 - Sealed precision bearing raceway, smooth and quiet
 - **Total Lock Brake** models lock both swivel and wheel
 - Directional lock models lock swivel only (helps with steering)
 - Wheels feature sealed precision ball bearings and full thread guards
 - Resistance to most chemicals
 - Zinc plated top plate
 - Recessed axle with plastic cap covers

Our NG series is made of glass filled nylon for added strength and durability. Precision ball bearings are insert molded into the swivel raceway.

HOLLOW KINGPIN MODELS

Precision sealed ball bearing raceway design for smooth, quiet maintenance free ride.

Wheel Diameter (Inches)	Tread Width (Inches)	Wheel Description	Capacity (Lbs)	Load Height Inches (mm)	Swivel Radius Inches (mm)	Wheel Bearing	Model Number
3	1-1/4	QuikStart TPR	200	4-7/32" (107)	2-13/16" (72)	Precision Ball	NG-03QDP-125-SW-HKU4
3	1-1/4	QuikStart TPR	200	4-7/32" (107)	2-13/16" (72)	Plain	NG-03QDO-125-SW-HKU4
3	1-1/4	Anti-Microbial TPR	200	4-7/32" (107)	2-13/16" (72)	Precision Ball	NG-03AMP-125-SW-HKU4
4	1-1/4	QuikStart TPR	275	5-13/32" (137)	3-7/16" (87)	Precision Ball	NG-04QDP-125-SW-HKU1
4	1-1/4	Anti-Microbial TPR	275	5-13/32" (137)	3-7/16" (87)	Precision Ball	NG-04AMP-125-SW-HKU1
5	1-1/4	Santoprene	260	6-1/2" (165)	4" (102)	Precision Ball	NG-05RPP-125-SW-HKU1
5	1-1/4	QuikStart TPR	325	6-1/2" (165)	4" (102)	Precision Ball	NG-05QDP-125-SW-HKU1
5	1-1/4	Anti-Microbial TPR	325	6-1/2" (165)	4" (102)	Precision Ball	NG-05AMP-125-SW-HKU1
6	1-1/4	QuikStart TPR	325	7-1/2" (191)	4-9/16" (116)	Precision Ball	NG-06QDP-125-SW-HKU1
6	1-1/4	QuikStart TPR	325	7-1/2" (191)	4-9/16" (116)	Plain	NG-06QDO-125-SW-HKU1
6	1-1/4	Anti-Microbial TPR	325	7-1/2" (191)	4-9/16" (116)	Precision Ball	NG-06AMP-125-SW-HKU1



Note: Antimicrobial casters (AMP) wheels have the darker grey fork and brighter wheel.

NEW



New 5" diameter crowned tread Santoprene models now available.

NEW



Rigid model available for 5" and 6" diameter wheels. 3" model coming soon. Change SW to RG.

HOLLOW KINGPIN

Caster is **provided unassembled** to make it easy to add your choice of fitting. If you would like these assembled change **HKU4** to **HK04** on 3" diameter models, Change **HKU1** to **HK01** on 4" to 6" diameter models. 3/8" I.D. on 3" diam. models; 1/2" I.D. on 4", 5", & 6" diam. models.



NEXT GENERATION NYLON (NG)

HOLLOW KINGPIN MODELS
FREE SWIVEL • TOTAL LOCK • DIRECTION LOCK

HOLLOW KINGPIN TOTAL LOCK MODELS (LOCKS WHEEL AND SWIVEL)

Precision sealed ball bearing raceway design for smooth, quiet maintenance free ride.

Wheel Diameter (Inches)	Tread Width (Inches)	Wheel Description	Capacity (Lbs)	Load Height Inches (mm)	Swivel Radius Inches (mm)	Wheel Bearing	Model Number
3	1-1/4	QuikStart TPR	200	4-7/32" (107)	3-3/4" (95)	Precision Ball	NG-03QDP-125-TL-HKU4
3	1-1/4	QuikStart TPR	200	4-7/32" (107)	3-3/4" (95)	Plain	NG-03QDO-125-TL-HKU4
3	1-1/4	Anti-Microbial TPR	200	4-7/32" (107)	3-3/4" (95)	Precision Ball	NG-03AMP-125-TL-HKU4
4	1-1/4	QuikStart TPR	275	5-13/32" (137)	4-7/16" (112)	Precision Ball	NG-04QDP-125-TL-HKU1
4	1-1/4	Anti-Microbial TPR	275	5-13/32" (137)	4-7/16" (112)	Precision Ball	NG-04AMP-125-TL-HKU1
5	1-1/4	Santoprene	260	6-1/2" (165)	4-7/16" (112)	Precision Ball	NG-05RPP-125-TL-HKU1
5	1-1/4	QuikStart TPR	325	6-1/2" (165)	4-7/16" (112)	Precision Ball	NG-05QDP-125-TL-HKU1
5	1-1/4	Anti-Microbial TPR	325	6-1/2" (165)	4-7/16" (112)	Precision Ball	NG-05AMP-125-TL-HKU1
6	1-1/4	QuikStart TPR	325	7-1/2" (191)	4-9/16" (116)	Precision Ball	NG-06QDP-125-TL-HKU1
6	1-1/4	QuikStart TPR	325	7-1/2" (191)	4-9/16" (116)	Plain	NG-06QDO-125-TL-HKU1
6	1-1/4	Anti-Microbial TPR	325	7-1/2" (191)	4-9/16" (116)	Precision Ball	NG-06AMP-125-TL-HKU1



HOLLOW KINGPIN DIRECTION LOCK MODELS (LOCKS SWIVEL ONLY)

Precision sealed ball bearing raceway design for smooth, quiet maintenance free ride.

Wheel Diameter (Inches)	Tread Width (Inches)	Wheel Description	Capacity (Lbs)	Load Height Inches (mm)	Swivel Radius Inches (mm)	Wheel Bearing	Model Number
3	1-1/4	QuikStart TPR	200	4-7/32" (107)	3-3/4" (95)	Precision Ball	NG-03QDP-125-DL-HKU4
3	1-1/4	QuikStart TPR	200	4-7/32" (107)	3-3/4" (95)	Plain	NG-03QDO-125-DL-HKU4
3	1-1/4	Anti-Microbial TPR	200	4-7/32" (107)	3-3/4" (95)	Precision Ball	NG-03AMP-125-DL-HKU4
4	1-1/4	QuikStart TPR	275	5-13/32" (137)	4-7/16" (112)	Precision Ball	NG-04QDP-125-DL-HKU1
4	1-1/4	Anti-Microbial TPR	275	5-13/32" (137)	4-7/16" (112)	Precision Ball	NG-04AMP-125-DL-HKU1
5	1-1/4	Santoprene	260	6-1/2" (165)	4-7/16" (112)	Precision Ball	NG-05RPP-125-DL-HKU1
5	1-1/4	QuikStart TPR	325	6-1/2" (165)	4-7/16" (112)	Precision Ball	NG-05QDP-125-DL-HKU1
5	1-1/4	Anti-Microbial TPR	325	6-1/2" (165)	4-7/16" (112)	Precision Ball	NG-05AMP-125-DL-HKU1
6	1-1/4	QuikStart TPR	325	7-1/2" (191)	4-9/16" (116)	Precision Ball	NG-06QDP-125-DL-HKU1
6	1-1/4	QuikStart TPR	325	7-1/2" (191)	4-9/16" (116)	Plain	NG-06QDO-125-DL-HKU1
6	1-1/4	Anti-Microbial TPR	325	7-1/2" (191)	4-9/16" (116)	Precision Ball	NG-06AMP-125-DL-HKU1



Our Directional Lock casters are designed to lock the swivel but not the wheel allowing you to steer your equipment. The directional lock feature is designed to break free under heavier load when the unit is traversing a corner only to lock back into position when the unit resumes a straight course.



New rigid brake models now available on 5" models. Change TL to RB

HOLLOW KINGPIN

Caster is **provided unassembled** to make it easy to add your choice of fitting. If you would like these assembled change **HKU4** to **HK04** on 3" diameter models, Change **HKU1** to **HK01** on 4" to 6" diameter models. 3/8" I.D. on 3" diam. models; 1/2" I.D. on 4", 5", & 6" diam. models.



NEXT GENERATION NYLON (NG)

GRIP RING STEM MODELS
FREE SWIVEL • TOTAL LOCK • DIRECTION LOCK



- APPLICATIONS**
- Food Service Equipment
 - Case Carts
 - Utility Carts
 - Medical Equipment
 - Institutional Equipment
 - Hospital Carts
 - Animal Cage Carts



Custom Colors Available



Precision sealed ball bearing raceway design for smooth, quiet maintenance free ride.

- FEATURES**
- Maintenance free
 - Sealed precision bearing raceway, smooth and quiet
 - **Total Lock Brake** models lock both swivel and wheel
 - Directional lock models lock swivel only (helps with steering)
 - Wheels feature sealed precision ball bearings and full thread guards
 - Resistance to most chemicals
 - Zinc plated top plate
 - Recessed axle with plastic cap covers

Our NG series is made of glass filled nylon for added strength and durability. Precision ball bearings are insert molded into the swivel raceway.

GRIP RING STEM MODELS

Precision sealed ball bearing raceway design for smooth, quiet maintenance free ride.

Wheel Diameter (Inches)	Tread Width (Inches)	Wheel Description	Capacity (Lbs)	Load Height Inches (mm)	Swivel Radius Inches (mm)	Wheel Bearing	Model Number
3	1-1/4	QuikStart TPR	200	4-7/32" (107)	2-13/16" (72)	Precision Ball	NG-03QDP-125-SW-_____
3	1-1/4	QuikStart TPR	200	4-7/32" (107)	2-13/16" (72)	Plain	NG-03QDO-125-SW-_____
3	1-1/4	Anti-Microbial TPR	200	4-7/32" (107)	2-13/16" (72)	Precision Ball	NG-03AMP-125-SW-_____
4	1-1/4	QuikStart TPR	275	5-13/32" (137)	3-7/16" (87)	Precision Ball	NG-04QDP-125-SW-_____
4	1-1/4	Anti-Microbial TPR	275	5-13/32" (137)	3-7/16" (87)	Precision Ball	NG-04AMP-125-SW-_____
5	1-1/4	Santoprene	260	6-1/2" (165)	4" (102)	Precision Ball	NG-05RPP-125-SW-_____
5	1-1/4	QuikStart TPR	325	6-1/2" (165)	4" (102)	Precision Ball	NG-05QDP-125-SW-_____
5	1-1/4	Anti-Microbial TPR	325	6-1/2" (165)	4" (102)	Precision Ball	NG-05AMP-125-SW-_____
6	1-1/4	QuikStart TPR	325	7-1/2" (191)	4-9/16" (116)	Precision Ball	NG-06QDP-125-SW-_____
6	1-1/4	QuikStart TPR	325	7-1/2" (191)	4-9/16" (116)	Plain	NG-06QDO-125-SW-_____
6	1-1/4	Anti-Microbial TPR	325	7-1/2" (191)	4-9/16" (116)	Precision Ball	NG-06AMP-125-SW-_____



Note: Antimicrobial casters (AMP) wheels have the the darker grey fork and brighter wheel.

NEW

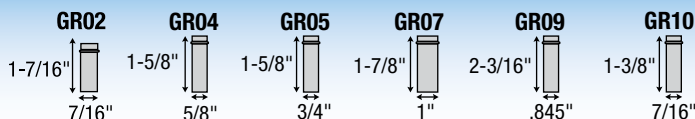


New 5" diameter crowned tread Santoprene models now available.

Specify Grip Ring Stem (GR) code, see fittings below for dimensions.

GRIP RING STEM FITTINGS

See fittings page for more options.



NEXT GENERATION NYLON (NG)

GRIP RING STEM MODELS

FREE SWIVEL • TOTAL LOCK • DIRECTION LOCK

GRIP RING STEM TOTAL LOCK MODELS

(LOCKS WHEEL AND SWIVEL)

Precision sealed ball bearing raceway design for smooth, quiet maintenance free ride.

Wheel Diameter (Inches)	Tread Width (Inches)	Wheel Description	Capacity (lbs)	Load Height Inches (mm)	Swivel Radius Inches (mm)	Wheel Bearing	Model Number
3	1-1/4	QuikStart TPR	200	4-7/32" (107)	3-3/4" (95)	Precision Ball	NG-03QDP-125-TL-____
3	1-1/4	QuikStart TPR	200	4-7/32" (107)	3-3/4" (95)	Plain	NG-03QDO-125-TL-____
3	1-1/4	Anti-Microbial TPR	200	4-7/32" (107)	3-3/4" (95)	Precision Ball	NG-03AMP-125-TL-____
4	1-1/4	QuikStart TPR	275	5-13/32" (137)	4-7/16" (112)	Precision Ball	NG-04QDP-125-TL-____
4	1-1/4	Anti-Microbial TPR	275	5-13/32" (137)	4-7/16" (112)	Precision Ball	NG-04AMP-125-TL-____
5	1-1/4	Santoprene	260	6-1/2" (165)	4-7/16" (112)	Precision Ball	NG-05RPP-125-TL-____
5	1-1/4	QuikStart TPR	325	6-1/2" (165)	4-7/16" (112)	Precision Ball	NG-05QDP-125-TL-____
5	1-1/4	Anti-Microbial TPR	325	6-1/2" (165)	4-7/16" (112)	Precision Ball	NG-05AMP-125-TL-____
6	1-1/4	QuikStart TPR	325	7-1/2" (191)	4-9/16" (116)	Precision Ball	NG-06QDP-125-TL-____
6	1-1/4	QuikStart TPR	325	7-1/2" (191)	4-9/16" (116)	Plain	NG-06QDO-125-TL-____
6	1-1/4	Anti-Microbial TPR	325	7-1/2" (191)	4-9/16" (116)	Precision Ball	NG-06AMP-125-TL-____



GRIP RING STEM DIRECTION LOCK MODELS

(LOCKS SWIVEL ONLY)

Precision sealed ball bearing raceway design for smooth, quiet maintenance free ride.

Wheel Diameter (Inches)	Tread Width (Inches)	Wheel Description	Capacity (lbs)	Load Height Inches (mm)	Swivel Radius Inches (mm)	Wheel Bearing	Model Number
3	1-1/4	QuikStart TPR	200	4-7/32" (107)	3-3/4" (95)	Precision Ball	NG-03QDP-125-DL-____
3	1-1/4	QuikStart TPR	200	4-7/32" (107)	3-3/4" (95)	Plain	NG-03QDO-125-DL-____
3	1-1/4	Anti-Microbial TPR	200	4-7/32" (107)	3-3/4" (95)	Precision Ball	NG-03AMP-125-DL-____
4	1-1/4	QuikStart TPR	275	5-13/32" (137)	4-7/16" (112)	Precision Ball	NG-04QDP-125-DL-____
4	1-1/4	Anti-Microbial TPR	275	5-13/32" (137)	4-7/16" (112)	Precision Ball	NG-04AMP-125-DL-____
5	1-1/4	Santoprene	260	6-1/2" (165)	4-7/16" (112)	Precision Ball	NG-05RPP-125-DL-____
5	1-1/4	QuikStart TPR	325	6-1/2" (165)	4-7/16" (112)	Precision Ball	NG-05QDP-125-DL-____
5	1-1/4	Anti-Microbial TPR	325	6-1/2" (165)	4-7/16" (112)	Precision Ball	NG-05AMP-125-DL-____
6	1-1/4	QuikStart TPR	325	7-1/2" (191)	4-9/16" (116)	Precision Ball	NG-06QDP-125-DL-____
6	1-1/4	QuikStart TPR	325	7-1/2" (191)	4-9/16" (116)	Plain	NG-06QDO-125-DL-____
6	1-1/4	Anti-Microbial TPR	325	7-1/2" (191)	4-9/16" (116)	Precision Ball	NG-06AMP-125-DL-____

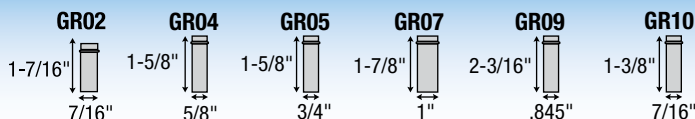


Our Directional Lock casters are designed to lock the swivel but not the wheel allowing you to steer your equipment. The directional lock feature is designed to break free under heavier load when the unit is traversing a corner only to lock back into position when the unit resumes a straight course.

Specify Grip Ring Stem (GR) code, see fittings below for dimensions.

GRIP RING STEM FITTINGS

See fittings page for more options.



NEXT GENERATION NYLON (NG)

EXPANDING ADAPTER STEM MODELS
FREE SWIVEL • TOTAL LOCK • DIRECTION LOCK



- APPLICATIONS**
- Food Service Equipment
 - Case Carts
 - Utility Carts
 - Medical Equipment
 - Institutional Equipment
 - Hospital Carts
 - Animal Cage Carts

- FEATURES**
- Maintenance free
 - Sealed precision bearing raceway, smooth and quiet
 - **Total Lock Brake** models lock both swivel and wheel
 - Directional lock models lock swivel only (helps with steering)
 - Wheels feature sealed precision ball bearings and full thread guards
 - Resistance to most chemicals
 - Zinc plated top plate
 - Recessed axle with plastic cap covers



Custom Colors Available



Precision sealed ball bearing raceway design for smooth, quiet maintenance free ride.

Our NG series is made of glass filled nylon for added strength and durability. Precision ball bearings are insert molded into the swivel raceway.

EXPANDING ADAPTER STEM MODELS

Precision sealed ball bearing raceway design for smooth, quiet maintenance free ride.

Wheel Diameter (Inches)	Tread Width (Inches)	Wheel Description	Capacity (Lbs)	Load Height Inches (mm)	Swivel Radius Inches (mm)	Wheel Bearing	Model Number
3	1-1/4	QuikStart TPR	200	4-7/32" (107)	2-13/16" (72)	Precision Ball	NG-03QDP-125-SW-_____
3	1-1/4	QuikStart TPR	200	4-7/32" (107)	2-13/16" (72)	Plain	NG-03QDO-125-SW-_____
3	1-1/4	Anti-Microbial TPR	200	4-7/32" (107)	2-13/16" (72)	Precision Ball	NG-03AMP-125-SW-_____
4	1-1/4	QuikStart TPR	275	5-13/32" (137)	3-7/16" (87)	Precision Ball	NG-04QDP-125-SW-_____
4	1-1/4	Anti-Microbial TPR	275	5-13/32" (137)	3-7/16" (87)	Precision Ball	NG-04AMP-125-SW-_____
5	1-1/4	Santoprene	260	6-1/2" (165)	4" (102)	Precision Ball	NG-05RPP-125-SW-_____
5	1-1/4	QuikStart TPR	325	6-1/2" (165)	4" (102)	Precision Ball	NG-05QDP-125-SW-_____
5	1-1/4	Anti-Microbial TPR	325	6-1/2" (165)	4" (102)	Precision Ball	NG-05AMP-125-SW-_____
6	1-1/4	QuikStart TPR	325	7-1/2" (191)	4-9/16" (116)	Precision Ball	NG-06QDP-125-SW-_____
6	1-1/4	QuikStart TPR	325	7-1/2" (191)	4-9/16" (116)	Plain	NG-06QDO-125-SW-_____
6	1-1/4	Anti-Microbial TPR	325	7-1/2" (191)	4-9/16" (116)	Precision Ball	NG-06AMP-125-SW-_____



Note: Antimicrobial casters (AMP) wheels have the darker grey fork and brighter wheel.

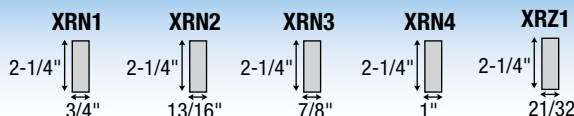


NEW New 5" diameter crowned tread Santoprene models now available.

Specify Expanding Adapter Stem (XR) code, see fittings below for dimensions:

EXPANDING ADAPTER STEM FITTINGS

See fittings page for more options.



Consult factory for 3" diameter model expanding adapter stems.

NEXT GENERATION NYLON (NG)

EXPANDING ADAPTER STEM MODELS
FREE SWIVEL • TOTAL LOCK • DIRECTION LOCK

EXPANDING ADAPTER STEM TOTAL LOCK MODELS (LOCKS WHEEL AND SWIVEL)

Precision sealed ball bearing raceway design for smooth, quiet maintenance free ride.

Wheel Diameter (Inches)	Tread Width (Inches)	Wheel Description	Capacity (Lbs)	Load Height Inches (mm)	Swivel Radius Inches (mm)	Wheel Bearing	Model Number
3	1-1/4	QuikStart TPR	200	4-7/32" (107)	3-3/4" (95)	Precision Ball	NG-03QDP-125-TL-____
3	1-1/4	QuikStart TPR	200	4-7/32" (107)	3-3/4" (95)	Plain	NG-03QDO-125-TL-____
3	1-1/4	Anti-Microbial TPR	200	4-7/32" (107)	3-3/4" (95)	Precision Ball	NG-03AMP-125-TL-____
4	1-1/4	QuikStart TPR	275	5-13/32" (137)	4-7/16" (112)	Precision Ball	NG-04QDP-125-TL-____
4	1-1/4	Anti-Microbial TPR	275	5-13/32" (137)	4-7/16" (112)	Precision Ball	NG-04AMP-125-TL-____
5	1-1/4	Santoprene	260	6-1/2" (165)	4-7/16" (112)	Precision Ball	NG-05RPP-125-TL-____
5	1-1/4	QuikStart TPR	325	6-1/2" (165)	4-7/16" (112)	Precision Ball	NG-05QDP-125-TL-____
5	1-1/4	Anti-Microbial TPR	325	6-1/2" (165)	4-7/16" (112)	Precision Ball	NG-05AMP-125-TL-____
6	1-1/4	QuikStart TPR	325	7-1/2" (191)	4-9/16" (116)	Precision Ball	NG-06QDP-125-TL-____
6	1-1/4	QuikStart TPR	325	7-1/2" (191)	4-9/16" (116)	Plain	NG-06QDO-125-TL-____
6	1-1/4	Anti-Microbial TPR	325	7-1/2" (191)	4-9/16" (116)	Precision Ball	NG-06AMP-125-TL-____



EXPANDING ADAPTER STEM DIRECTION LOCK MODELS (LOCKS SWIVEL ONLY)

Precision sealed ball bearing raceway design for smooth, quiet maintenance free ride.

Wheel Diameter (Inches)	Tread Width (Inches)	Wheel Description	Capacity (Lbs)	Load Height Inches (mm)	Swivel Radius Inches (mm)	Wheel Bearing	Model Number
3	1-1/4	QuikStart TPR	200	4-7/32" (107)	3-3/4" (95)	Precision Ball	NG-03QDP-125-DL-____
3	1-1/4	QuikStart TPR	200	4-7/32" (107)	3-3/4" (95)	Plain	NG-03QDO-125-DL-____
3	1-1/4	Anti-Microbial TPR	200	4-7/32" (107)	3-3/4" (95)	Precision Ball	NG-03AMP-125-DL-____
4	1-1/4	QuikStart TPR	275	5-13/32" (137)	4-7/16" (112)	Precision Ball	NG-04QDP-125-DL-____
4	1-1/4	Anti-Microbial TPR	275	5-13/32" (137)	4-7/16" (112)	Precision Ball	NG-04AMP-125-DL-____
5	1-1/4	Santoprene	260	6-1/2" (165)	4-7/16" (112)	Precision Ball	NG-05RPP-125-DL-____
5	1-1/4	QuikStart TPR	325	6-1/2" (165)	4-7/16" (112)	Precision Ball	NG-05QDP-125-DL-____
5	1-1/4	Anti-Microbial TPR	325	6-1/2" (165)	4-7/16" (112)	Precision Ball	NG-05AMP-125-DL-____
6	1-1/4	QuikStart TPR	325	7-1/2" (191)	4-9/16" (116)	Precision Ball	NG-06QDP-125-DL-____
6	1-1/4	QuikStart TPR	325	7-1/2" (191)	4-9/16" (116)	Plain	NG-06QDO-125-DL-____
6	1-1/4	Anti-Microbial TPR	325	7-1/2" (191)	4-9/16" (116)	Precision Ball	NG-06AMP-125-DL-____



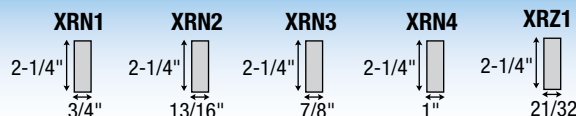
Our Directional Lock casters are designed to lock the swivel but not the wheel allowing you to steer your equipment. The directional lock feature is designed to break free under heavier load when the unit is traversing a corner only to lock back into position when the unit resumes a straight course.

Consult factory for 3" diameter model expanding adapter stems.

Specify Expanding Adapter Stem (XR) code, see fittings below for dimensions:

EXPANDING ADAPTER STEM FITTINGS

See fittings page for more options.



NEXT GENERATION NYLON (NG)

THREADED STEM MODELS
FREE SWIVEL • TOTAL LOCK • DIRECTION LOCK



- APPLICATIONS**
- Food Service Equipment
 - Case Carts
 - Utility Carts
 - Medical Equipment
 - Institutional Equipment
 - Hospital Carts
 - Animal Cage Carts

- FEATURES**
- Maintenance free
 - Sealed precision bearing raceway, smooth and quiet
 - **Total Lock Brake** models lock both swivel and wheel
 - Directional lock models lock swivel only (helps with steering)
 - Wheels feature sealed precision ball bearings and full thread guards
 - Resistance to most chemicals
 - Zinc plated top plate
 - Recessed axle with plastic cap covers



Custom Colors Available



Precision sealed ball bearing raceway design for smooth, quiet maintenance free ride.

Our NG series is made of glass filled nylon for added strength and durability. Precision ball bearings are insert molded into the swivel raceway.

THREADED STEM MODELS

Precision sealed ball bearing raceway design for smooth, quiet maintenance free ride.

Wheel Diameter (Inches)	Tread Width (Inches)	Wheel Description	Capacity (Lbs)	Load Height Inches (mm)	Swivel Radius Inches (mm)	Wheel Bearing	Model Number
3	1-1/4	QuikStart TPR	200	4-7/32" (107)	2-13/16" (72)	Precision Ball	NG-03QDP-125-SW-_____
3	1-1/4	QuikStart TPR	200	4-7/32" (107)	2-13/16" (72)	Plain	NG-03QDO-125-SW-_____
3	1-1/4	Anti-Microbial TPR	200	4-7/32" (107)	2-13/16" (72)	Precision Ball	NG-03AMP-125-SW-_____
4	1-1/4	QuikStart TPR	275	5-13/32" (137)	3-7/16" (87)	Precision Ball	NG-04QDP-125-SW-_____
4	1-1/4	Anti-Microbial TPR	275	5-13/32" (137)	3-7/16" (87)	Precision Ball	NG-04AMP-125-SW-_____
5	1-1/4	Santoprene	260	6-1/2" (165)	4" (102)	Precision Ball	NG-05RPP-125-SW-_____
5	1-1/4	QuikStart TPR	325	6-1/2" (165)	4" (102)	Precision Ball	NG-05QDP-125-SW-_____
5	1-1/4	Anti-Microbial TPR	325	6-1/2" (165)	4" (102)	Precision Ball	NG-05AMP-125-SW-_____
6	1-1/4	QuikStart TPR	325	7-1/2" (191)	4-9/16" (116)	Precision Ball	NG-06QDP-125-SW-_____
6	1-1/4	QuikStart TPR	325	7-1/2" (191)	4-9/16" (116)	Plain	NG-06QDO-125-SW-_____
6	1-1/4	Anti-Microbial TPR	325	7-1/2" (191)	4-9/16" (116)	Precision Ball	NG-06AMP-125-SW-_____



Note: Antimicrobial casters (AMP) wheels have the darker grey fork and brighter wheel.

NEW



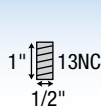
New 5" diameter crowned tread Santoprene models now available.

Specify Threaded Stem (TS) code, see fittings below for dimensions:

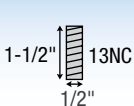
THREADED STEM FITTINGS

See fittings page for more options.

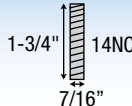
TS02



TS03



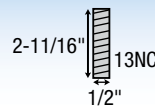
TS05



TS21



TS22



NEXT GENERATION NYLON (NG)

THREADED STEM MODELS

FREE SWIVEL • TOTAL LOCK • DIRECTION LOCK

THREADED STEM TOTAL LOCK MODELS

(LOCKS WHEEL AND SWIVEL)

Precision sealed ball bearing raceway design for smooth, quiet maintenance free ride.

Wheel Diameter (Inches)	Tread Width (Inches)	Wheel Description	Capacity (lbs)	Load Height Inches (mm)	Swivel Radius Inches (mm)	Wheel Bearing	Model Number
3	1-1/4	QuikStart TPR	200	4-7/32" (107)	3-3/4" (95)	Precision Ball	NG-03QDP-125-TL-____
3	1-1/4	QuikStart TPR	200	4-7/32" (107)	3-3/4" (95)	Plain	NG-03QDO-125-TL-____
3	1-1/4	Anti-Microbial TPR	200	4-7/32" (107)	3-3/4" (95)	Precision Ball	NG-03AMP-125-TL-____
4	1-1/4	QuikStart TPR	275	5-13/32" (137)	4-7/16" (112)	Precision Ball	NG-04QDP-125-TL-____
4	1-1/4	Anti-Microbial TPR	275	5-13/32" (137)	4-7/16" (112)	Precision Ball	NG-04AMP-125-TL-____
5	1-1/4	Santoprene	260	6-1/2" (165)	4-7/16" (112)	Precision Ball	NG-05RPP-125-TL-____
5	1-1/4	QuikStart TPR	325	6-1/2" (165)	4-7/16" (112)	Precision Ball	NG-05QDP-125-TL-____
5	1-1/4	Anti-Microbial TPR	325	6-1/2" (165)	4-7/16" (112)	Precision Ball	NG-05AMP-125-TL-____
6	1-1/4	QuikStart TPR	325	7-1/2" (191)	4-9/16" (116)	Precision Ball	NG-06QDP-125-TL-____
6	1-1/4	QuikStart TPR	325	7-1/2" (191)	4-9/16" (116)	Plain	NG-06QDO-125-TL-____
6	1-1/4	Anti-Microbial TPR	325	7-1/2" (191)	4-9/16" (116)	Precision Ball	NG-06AMP-125-TL-____



THREADED STEM DIRECTION LOCK MODELS

(LOCKS SWIVEL ONLY)

Precision sealed ball bearing raceway design for smooth, quiet maintenance free ride.

Wheel Diameter (Inches)	Tread Width (Inches)	Wheel Description	Capacity (lbs)	Load Height Inches (mm)	Swivel Radius Inches (mm)	Wheel Bearing	Model Number
3	1-1/4	QuikStart TPR	200	4-7/32" (107)	3-3/4" (95)	Precision Ball	NG-03QDP-125-DL-____
3	1-1/4	QuikStart TPR	200	4-7/32" (107)	3-3/4" (95)	Plain	NG-03QDO-125-DL-____
3	1-1/4	Anti-Microbial TPR	200	4-7/32" (107)	3-3/4" (95)	Precision Ball	NG-03AMP-125-DL-____
4	1-1/4	QuikStart TPR	275	5-13/32" (137)	4-7/16" (112)	Precision Ball	NG-04QDP-125-DL-____
4	1-1/4	Anti-Microbial TPR	275	5-13/32" (137)	4-7/16" (112)	Precision Ball	NG-04AMP-125-DL-____
5	1-1/4	Santoprene	260	6-1/2" (165)	4-7/16" (112)	Precision Ball	NG-05RPP-125-DL-____
5	1-1/4	QuikStart TPR	325	6-1/2" (165)	4-7/16" (112)	Precision Ball	NG-05QDP-125-DL-____
5	1-1/4	Anti-Microbial TPR	325	6-1/2" (165)	4-7/16" (112)	Precision Ball	NG-05AMP-125-DL-____
6	1-1/4	QuikStart TPR	325	7-1/2" (191)	4-9/16" (116)	Precision Ball	NG-06QDP-125-DL-____
6	1-1/4	QuikStart TPR	325	7-1/2" (191)	4-9/16" (116)	Plain	NG-06QDO-125-DL-____
6	1-1/4	Anti-Microbial TPR	325	7-1/2" (191)	4-9/16" (116)	Precision Ball	NG-06AMP-125-DL-____

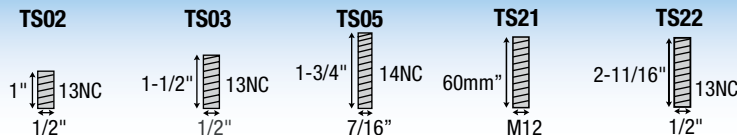


Our Directional Lock casters are designed to lock the swivel but not the wheel allowing you to steer your equipment. The directional lock feature is designed to break free under heavier load when the unit is traversing a corner only to lock back into position when the unit resumes a straight course.

Specify Threaded Stem (TS) code, see fittings below for dimensions:

THREADED STEM FITTINGS

See fittings page for more options.



NEXT GENERATION NYLON (NG)

ROUND/SQUARE STEM MODELS
FREE SWIVEL • TOTAL LOCK • DIRECTION LOCK



- APPLICATIONS**
- Food Service Equipment
 - Case Carts
 - Utility Carts
 - Medical Equipment
 - Institutional Equipment
 - Hospital Carts
 - Animal Cage Carts

- FEATURES**
- Maintenance free
 - Sealed precision bearing raceway, smooth and quiet
 - **Total Lock Brake** models lock both swivel and wheel
 - Directional lock models lock swivel only (helps with steering)
 - Wheels feature sealed precision ball bearings and full thread guards
 - Resistance to most chemicals
 - Zinc plated top plate
 - Recessed axle with plastic cap covers



Custom Colors Available



Precision sealed ball bearing raceway design for smooth, quiet maintenance free ride.

Our NG series is made of glass filled nylon for added strength and durability. Precision ball bearings are insert molded into the swivel raceway.

ROUND OR SQUARE STEM MODELS

Precision sealed ball bearing raceway design for smooth, quiet maintenance free ride.

Wheel Diameter (Inches)	Tread Width (Inches)	Wheel Description	Capacity (Lbs)	Load Height Inches (mm)	Swivel Radius Inches (mm)	Wheel Bearing	Model Number
3	1-1/4	QuikStart TPR	200	4-7/32" (107)	2-13/16" (72)	Precision Ball	NG-03QDP-125-SW-_____
3	1-1/4	QuikStart TPR	200	4-7/32" (107)	2-13/16" (72)	Plain	NG-03QDO-125-SW-_____
3	1-1/4	Anti-Microbial TPR	200	4-7/32" (107)	2-13/16" (72)	Precision Ball	NG-03AMP-125-SW-_____
4	1-1/4	QuikStart TPR	275	5-13/32" (137)	3-7/16" (87)	Precision Ball	NG-04QDP-125-SW-_____
4	1-1/4	Anti-Microbial TPR	275	5-13/32" (137)	3-7/16" (87)	Precision Ball	NG-04AMP-125-SW-_____
5	1-1/4	Santoprene	260	6-1/2" (165)	4" (102)	Precision Ball	NG-05RPP-125-SW-_____
5	1-1/4	QuikStart TPR	325	6-1/2" (165)	4" (102)	Precision Ball	NG-05QDP-125-SW-_____
5	1-1/4	Anti-Microbial TPR	325	6-1/2" (165)	4" (102)	Precision Ball	NG-05AMP-125-SW-_____
6	1-1/4	QuikStart TPR	325	7-1/2" (191)	4-9/16" (116)	Precision Ball	NG-06QDP-125-SW-_____
6	1-1/4	QuikStart TPR	325	7-1/2" (191)	4-9/16" (116)	Plain	NG-06QDO-125-SW-_____
6	1-1/4	Anti-Microbial TPR	325	7-1/2" (191)	4-9/16" (116)	Precision Ball	NG-06AMP-125-SW-_____



Note: Antimicrobial casters (AMP) wheels have the darker grey fork and brighter wheel.

NEW



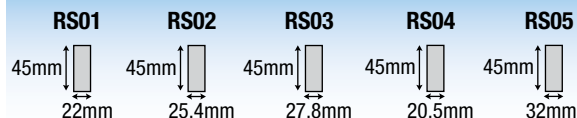
New 5" diameter crowned tread Santoprene models now available.

NEW

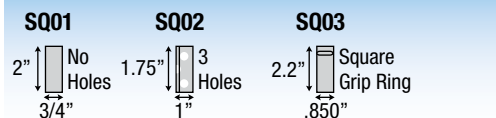


Rigid model available for 5" and 6" diameter wheels. Change SW to RG.

ROUND STEM FITTINGS



SQUARE STEM FITTINGS



Specify Round Stem (RS) code, or Square Stem code (SQ) see fittings at left for dimensions.

See fittings page for more options.

NEXT GENERATION NYLON (NG)

ROUND/SQUARE STEM MODELS
FREE SWIVEL • TOTAL LOCK • DIRECTION LOCK

ROUND OR SQUARE STEM TOTAL LOCK MODELS

(LOCKS WHEEL AND SWIVEL)

Precision sealed ball bearing raceway design for smooth, quiet maintenance free ride.

Wheel Diameter (Inches)	Tread Width (Inches)	Wheel Description	Capacity (lbs)	Load Height Inches (mm)	Swivel Radius Inches (mm)	Wheel Bearing	Model Number
3	1-1/4	QuikStart TPR	200	4-7/32" (107)	3-3/4" (95)	Precision Ball	NG-03QDP-125-TL-____
3	1-1/4	QuikStart TPR	200	4-7/32" (107)	3-3/4" (95)	Plain	NG-03QDO-125-TL-____
3	1-1/4	Anti-Microbial TPR	200	4-7/32" (107)	3-3/4" (95)	Precision Ball	NG-03AMP-125-TL-____
4	1-1/4	QuikStart TPR	275	5-13/32" (137)	4-7/16" (112)	Precision Ball	NG-04QDP-125-TL-____
4	1-1/4	Anti-Microbial TPR	275	5-13/32" (137)	4-7/16" (112)	Precision Ball	NG-04AMP-125-TL-____
5	1-1/4	Santoprene	260	6-1/2" (165)	4-7/16" (112)	Precision Ball	NG-05RPP-125-TL-____
5	1-1/4	QuikStart TPR	325	6-1/2" (165)	4-7/16" (112)	Precision Ball	NG-05QDP-125-TL-____
5	1-1/4	Anti-Microbial TPR	325	6-1/2" (165)	4-7/16" (112)	Precision Ball	NG-05AMP-125-TL-____
6	1-1/4	QuikStart TPR	325	7-1/2" (191)	4-9/16" (116)	Precision Ball	NG-06QDP-125-TL-____
6	1-1/4	QuikStart TPR	325	7-1/2" (191)	4-9/16" (116)	Plain	NG-06QDO-125-TL-____
6	1-1/4	Anti-Microbial TPR	325	7-1/2" (191)	4-9/16" (116)	Precision Ball	NG-06AMP-125-TL-____



ROUND OR SQUARE STEM DIRECTION LOCK MODELS

(LOCKS SWIVEL ONLY)

Precision sealed ball bearing raceway design for smooth, quiet maintenance free ride.

Wheel Diameter (Inches)	Tread Width (Inches)	Wheel Description	Capacity (lbs)	Load Height Inches (mm)	Swivel Radius Inches (mm)	Wheel Bearing	Model Number
3	1-1/4	QuikStart TPR	200	4-7/32" (107)	3-3/4" (95)	Precision Ball	NG-03QDP-125-DL-____
3	1-1/4	QuikStart TPR	200	4-7/32" (107)	3-3/4" (95)	Plain	NG-03QDO-125-DL-____
3	1-1/4	Anti-Microbial TPR	200	4-7/32" (107)	3-3/4" (95)	Precision Ball	NG-03AMP-125-DL-____
4	1-1/4	QuikStart TPR	275	5-13/32" (137)	4-7/16" (112)	Precision Ball	NG-04QDP-125-DL-____
4	1-1/4	Anti-Microbial TPR	275	5-13/32" (137)	4-7/16" (112)	Precision Ball	NG-04AMP-125-DL-____
5	1-1/4	Santoprene	260	6-1/2" (165)	4-7/16" (112)	Precision Ball	NG-05RPP-125-DL-____
5	1-1/4	QuikStart TPR	325	6-1/2" (165)	4-7/16" (112)	Precision Ball	NG-05QDP-125-DL-____
5	1-1/4	Anti-Microbial TPR	325	6-1/2" (165)	4-7/16" (112)	Precision Ball	NG-05AMP-125-DL-____
6	1-1/4	QuikStart TPR	325	7-1/2" (191)	4-9/16" (116)	Precision Ball	NG-06QDP-125-DL-____
6	1-1/4	QuikStart TPR	325	7-1/2" (191)	4-9/16" (116)	Plain	NG-06QDO-125-DL-____
6	1-1/4	Anti-Microbial TPR	325	7-1/2" (191)	4-9/16" (116)	Precision Ball	NG-06AMP-125-DL-____



Our Directional Lock casters are designed to lock the swivel but not the wheel allowing you to steer your equipment. The directional lock feature is designed to break free under heavier load when the unit is traversing a corner only to lock back into position when the unit resumes a straight course.



New rigid brake models now available on 5" models. Change TL to RB

ROUND STEM FITTINGS

RS01	RS02	RS03	RS04	RS05
45mm 22mm	45mm 25.4mm	45mm 27.8mm	45mm 20.5mm	45mm 32mm

SQUARE STEM FITTINGS

SQ01	SQ02	SQ03
2" No Holes 3/4"	1.75" 3 Holes 1"	2.2" Square Grip Ring .850"

Specify Round Stem (RS) code, or Square Stem code (SQ) see fittings at left for dimensions.