

NYLON PLUS STAINLESS (NS)

TOP PLATE MODELS

FREE SWIVEL • TOTAL LOCK • DIRECTION LOCK



- APPLICATIONS**
- Food Service Equipment
 - Case Carts
 - Utility Carts
 - Medical Equipment
 - Institutional Equipment
 - Hospital Carts
 - Animal Cage Carts
 - Pharmaceutical Equipment

304 Stainless steel top plate and components!



Precision sealed ball bearing raceway design for smooth, quiet maintenance free ride.

- FEATURES**
- Sealed stainless steel precision bearing raceway, smooth and quite
 - **Total lock and direction lock** brake models available
 - Wheels feature sealed stainless precision ball bearings and full thread guards
 - Resistant to most chemicals
 - Recessed Stainless axle with plastic cap covers
 - Maintenance free, requires no lubrication for rig or wheel

Our NS Series is similar to NG Series but with the added benefit of 304 stainless components making it excellent for wet environments.

SWIVEL TOP PLATE MODELS

Precision sealed ball bearing raceway design for smooth, quiet maintenance free ride.

Wheel Diameter (Inches)	Tread Width (Inches)	Wheel Description	Capacity (Lbs)	Load Height Inches (mm)	Swivel Radius Inches (mm)	Wheel Bearing	Model Number
3	1-1/4	QuikStart TPR	200	4-1/4" (108)	2-13/16" (72)	Precision Ball	NS-03QDP-125-SW-TP01
3	1-1/4	QuikStart TPR	200	4-1/4" (108)	2-13/16" (72)	Plain	NS-03QDO-125-SW-TP01
3	1-1/4	Anti-Microbial TPR	200	4-1/4" (108)	2-13/16" (72)	Precision Ball	NS-03AMP-125-SW-TP01
4	1-1/4	QuikStart TPR	275	5-3/4" (146)	3-7/16" (87)	Precision Ball	NS-04QDP-125-SW-TP01
4	1-1/4	Anti-Microbial TPR	275	5-3/4" (146)	3-7/16" (87)	Precision Ball	NS-04AMP-125-SW-TP01
5	1-1/4	QuikStart TPR	325	6-7/8" (174)	4" (102)	Precision Ball	NS-05QDP-125-SW-TP01
5	1-1/4	Anti-Microbial TPR	325	6-7/8" (174)	4" (102)	Precision Ball	NS-05AMP-125-SW-TP01
6	1-1/4	QuikStart TPR	325	7-11/16" (195)	4-9/16" (116)	Precision Ball	NS-06QDP-125-SW-TP01
6	1-1/4	QuikStart TPR	325	7-11/16" (195)	4-9/16" (116)	Plain	NS-06QDO-125-SW-TP01
6	1-1/4	Anti-Microbial TPR	325	7-11/16" (195)	4-9/16" (116)	Precision Ball	NS-06AMP-125-SW-TP01



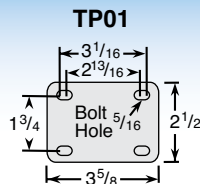
316SS fittings available for non-magnetic applications. Consult factory.



NEW Rigid model available for 5" and 6" diameter wheels. 3" model coming soon. Change SW to RG.

TOP PLATE FITTING

Swivel Top Plate Pattern



Custom Colors Available

NYLON PLUS STAINLESS (NS)

TOP PLATE MODELS

FREE SWIVEL • TOTAL LOCK • DIRECTION LOCK

SWIVEL TOP PLATE TOTAL LOCK MODELS

(LOCKS WHEEL AND SWIVEL)

Precision sealed ball bearing raceway design for smooth, quiet maintenance free ride.

Wheel Diameter (Inches)	Tread Width (Inches)	Wheel Description	Capacity (Lbs)	Load Height Inches (mm)	Swivel Radius Inches (mm)	Wheel Bearing	Model Number
3	1-1/4	QuikStart TPR	200	4-1/4" (108)	3-3/4" (95)	Precision Ball	NS-03QDP-125-TL-TP01
3	1-1/4	QuikStart TPR	200	4-1/4" (108)	3-3/4" (95)	Plain	NS-03QDO-125-TL-TP01
3	1-1/4	Anti-Microbial TPR	200	4-1/4" (108)	3-3/4" (95)	Precision Ball	NS-03AMP-125-TL-TP01
4	1-1/4	QuikStart TPR	275	5-3/4" (146)	4-7/16" (112)	Precision Ball	NS-04QDP-125-TL-TP01
4	1-1/4	Anti-Microbial TPR	275	5-3/4" (146)	4-7/16" (112)	Precision Ball	NS-04AMP-125-TL-TP01
5	1-1/4	QuikStart TPR	325	6-7/8" (174)	4-7/16" (112)	Precision Ball	NS-05QDP-125-TL-TP01
5	1-1/4	Anti-Microbial TPR	325	6-7/8" (174)	4-7/16" (112)	Precision Ball	NS-05AMP-125-TL-TP01
6	1-1/4	QuikStart TPR	325	7-11/16" (195)	4-9/16" (116)	Precision Ball	NS-06QDP-125-TL-TP01
6	1-1/4	QuikStart TPR	325	7-11/16" (195)	4-9/16" (116)	Plain	NS-06QDO-125-TL-TP01
6	1-1/4	Anti-Microbial TPR	325	7-11/16" (195)	4-9/16" (116)	Precision Ball	NS-06AMP-125-TL-TP01



SWIVEL TOP PLATE DIRECTION LOCK MODELS

(LOCKS SWIVEL ONLY)

Precision sealed ball bearing raceway design for smooth, quiet maintenance free ride.

Wheel Diameter (Inches)	Tread Width (Inches)	Wheel Description	Capacity (Lbs)	Load Height Inches (mm)	Swivel Radius Inches (mm)	Wheel Bearing	Model Number
3	1-1/4	QuikStart TPR	200	4-1/4" (108)	3-3/4" (95)	Precision Ball	NS-03QDP-125-DL-TP01
3	1-1/4	QuikStart TPR	200	4-1/4" (108)	3-3/4" (95)	Plain	NS-03QDO-125-DL-TP01
3	1-1/4	Anti-Microbial TPR	200	4-1/4" (108)	3-3/4" (95)	Precision Ball	NS-03AMP-125-DL-TP01
4	1-1/4	QuikStart TPR	275	5-3/4" (146)	4-7/16" (112)	Precision Ball	NS-04QDP-125-DL-TP01
4	1-1/4	Anti-Microbial TPR	275	5-3/4" (146)	4-7/16" (112)	Precision Ball	NS-04AMP-125-DL-TP01
5	1-1/4	QuikStart TPR	325	6-7/8" (174)	4-7/16" (112)	Precision Ball	NS-05QDP-125-DL-TP01
5	1-1/4	Anti-Microbial TPR	325	6-7/8" (174)	4-7/16" (112)	Precision Ball	NS-05AMP-125-DL-TP01
6	1-1/4	QuikStart TPR	325	7-11/16" (195)	4-9/16" (116)	Precision Ball	NS-06QDP-125-DL-TP01
6	1-1/4	QuikStart TPR	325	7-11/16" (195)	4-9/16" (116)	Plain	NS-06QDO-125-DL-TP01
6	1-1/4	Anti-Microbial TPR	325	7-11/16" (195)	4-9/16" (116)	Precision Ball	NS-06AMP-125-DL-TP01



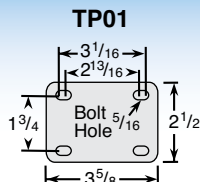
Our Directional Lock casters are designed to lock the swivel but not the wheel allowing you to steer your equipment. The directional lock feature is designed to break free under heavier load when the unit is traversing a corner only to lock back into position when the unit resumes a straight course.



New rigid brake models now available on 5" models. Change TL to RB

TOP PLATE FITTING

Swivel Top Plate Pattern



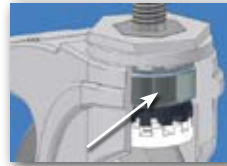
NYLON PLUS STAINLESS (NS)

HOLLOW KINGPIN MODELS
FREE SWIVEL • TOTAL LOCK • DIRECTION LOCK



- APPLICATIONS**
- Food Service Equipment
 - Case Carts
 - Utility Carts
 - Medical Equipment
 - Institutional Equipment
 - Hospital Carts
 - Animal Cage Carts
 - Pharmaceutical Equipment

304 Stainless steel components!



Precision sealed ball bearing raceway design for smooth, quiet maintenance free ride.

- FEATURES**
- Sealed stainless steel precision bearing raceway, smooth and quite
 - **Total lock and direction lock brake models available**
 - Wheels feature sealed stainless precision ball bearings and full thread guards
 - Resistant to most chemicals
 - Recessed Stainless axle with plastic cap covers
 - Maintenance free, requires no lubrication for rig or wheel

Our NS Series is similar to NG Series but with the added benefit of 304 stainless components making it excellent for wet environments.

HOLLOW KINGPIN MODELS

Precision sealed ball bearing raceway design for smooth, quiet maintenance free ride.

Wheel Diameter (Inches)	Tread Width (Inches)	Wheel Description	Capacity (Lbs)	Load Height Inches (mm)	Swivel Radius Inches (mm)	Wheel Bearing	Model Number
3	1-1/4	QuikStart TPR	200	4-7/32" (107)	2-13/16" (72)	Precision Ball	NS-03QDP-125-SW-HKU4
3	1-1/4	QuikStart TPR	200	4-7/32" (107)	2-13/16" (72)	Plain	NS-03QDO-125-SW-HKU4
3	1-1/4	Anti-Microbial TPR	200	4-7/32" (107)	2-13/16" (72)	Precision Ball	NS-03AMP-125-SW-HKU4
4	1-1/4	QuikStart TPR	275	5-13/32" (137)	3-7/16" (87)	Precision Ball	NS-04QDP-125-SW-HKU1
4	1-1/4	Anti-Microbial TPR	275	5-13/32" (137)	3-7/16" (87)	Precision Ball	NS-04AMP-125-SW-HKU1
5	1-1/4	QuikStart TPR	325	6-1/2" (165)	4" (102)	Precision Ball	NS-05QDP-125-SW-HKU1
5	1-1/4	Anti-Microbial TPR	325	6-1/2" (165)	4" (102)	Precision Ball	NS-05AMP-125-SW-HKU1
6	1-1/4	QuikStart TPR	325	7-1/2" (191)	4-9/16" (116)	Precision Ball	NS-06QDP-125-SW-HKU1
6	1-1/4	QuikStart TPR	325	7-1/2" (191)	4-9/16" (116)	Plain	NS-06QDO-125-SW-HKU1
6	1-1/4	Anti-Microbial TPR	325	7-1/2" (191)	4-9/16" (116)	Precision Ball	NS-06AMP-125-SW-HKU1



316SS fittings available for non-magnetic applications. Consult factory.

NEW



Rigid model available for 5" and 6" diameter wheels. 3" model coming soon. Change SW to RG.

HOLLOW KINGPIN

Caster is **provided unassembled** to make it easy to add your choice of fitting. If you would like these assembled change **HKU4** to **HK04** on 3" diameter models. Change **HKU1** to **HK01** on 4" to 6" diameter models. 3/8" I.D. on 3" diam. models; 1/2" I.D. on 4", 5", & 6" diam. models.



Custom Colors Available

NYLON PLUS STAINLESS (NS)

HOLLOW KINGPIN MODELS
FREE SWIVEL • TOTAL LOCK • DIRECTION LOCK

HOLLOW KINGPIN TOTAL LOCK MODELS

(LOCKS WHEEL AND SWIVEL)

Precision sealed ball bearing raceway design for smooth, quiet maintenance free ride.

Wheel Diameter (Inches)	Tread Width (Inches)	Wheel Description	Capacity (Lbs)	Load Height Inches (mm)	Swivel Radius Inches (mm)	Wheel Bearing	Model Number
3	1-1/4	QuikStart TPR	200	4-7/32" (107)	3-3/4" (95)	Precision Ball	NS-03QDP-125-TL-HKU4
3	1-1/4	QuikStart TPR	200	4-7/32" (107)	3-3/4" (95)	Plain	NS-03QDO-125-TL-HKU4
3	1-1/4	Anti-Microbial TPR	200	4-7/32" (107)	3-3/4" (95)	Precision Ball	NS-03AMP-125-TL-HKU4
4	1-1/4	QuikStart TPR	275	5-13/32" (137)	4-7/16" (112)	Precision Ball	NS-04QDP-125-TL-HKU1
4	1-1/4	Anti-Microbial TPR	275	5-13/32" (137)	4-7/16" (112)	Precision Ball	NS-04AMP-125-TL-HKU1
5	1-1/4	QuikStart TPR	325	6-1/2" (165)	4-7/16" (112)	Precision Ball	NS-05QDP-125-TL-HKU1
5	1-1/4	Anti-Microbial TPR	325	6-1/2" (165)	4-7/16" (112)	Precision Ball	NS-05AMP-125-TL-HKU1
6	1-1/4	QuikStart TPR	325	7-1/2" (191)	4-9/16" (116)	Precision Ball	NS-06QDP-125-TL-HKU1
6	1-1/4	QuikStart TPR	325	7-1/2" (191)	4-9/16" (116)	Plain	NS-06QDO-125-TL-HKU1
6	1-1/4	Anti-Microbial TPR	325	7-1/2" (191)	4-9/16" (116)	Precision Ball	NS-06AMP-125-TL-HKU1



HOLLOW KINGPIN DIRECTION LOCK MODELS

(LOCKS SWIVEL ONLY)

Precision sealed ball bearing raceway design for smooth, quiet maintenance free ride.

Wheel Diameter (Inches)	Tread Width (Inches)	Wheel Description	Capacity (Lbs)	Load Height Inches (mm)	Swivel Radius Inches (mm)	Wheel Bearing	Model Number
3	1-1/4	QuikStart TPR	200	4-7/32" (107)	3-3/4" (95)	Precision Ball	NS-03QDP-125-DL-HKU4
3	1-1/4	QuikStart TPR	200	4-7/32" (107)	3-3/4" (95)	Plain	NS-03QDO-125-DL-HKU4
3	1-1/4	Anti-Microbial TPR	200	4-7/32" (107)	3-3/4" (95)	Precision Ball	NS-03AMP-125-DL-HKU4
4	1-1/4	QuikStart TPR	275	5-13/32" (137)	4-7/16" (112)	Precision Ball	NS-04QDP-125-DL-HKU1
4	1-1/4	Anti-Microbial TPR	275	5-13/32" (137)	4-7/16" (112)	Precision Ball	NS-04AMP-125-DL-HKU1
5	1-1/4	QuikStart TPR	325	6-1/2" (165)	4-7/16" (112)	Precision Ball	NS-05QDP-125-DL-HKU1
5	1-1/4	Anti-Microbial TPR	325	6-1/2" (165)	4-7/16" (112)	Precision Ball	NS-05AMP-125-DL-HKU1
6	1-1/4	QuikStart TPR	325	7-1/2" (191)	4-9/16" (116)	Precision Ball	NS-06QDP-125-DL-HKU1
6	1-1/4	QuikStart TPR	325	7-1/2" (191)	4-9/16" (116)	Plain	NS-06QDO-125-DL-HKU1
6	1-1/4	Anti-Microbial TPR	325	7-1/2" (191)	4-9/16" (116)	Precision Ball	NS-06AMP-125-DL-HKU1



Our Directional Lock casters are designed to lock the swivel but not the wheel allowing you to steer your equipment. The directional lock feature is designed to break free under heavier load when the unit is traversing a corner only to lock back into position when the unit resumes a straight course.



New rigid brake models now available on 5" models. Change TL to RB

HOLLOW KINGPIN

Caster is **provided unassembled** to make it easy to add your choice of fitting. If you would like these assembled change **HKU4** to **HK04** on 3" diameter models, Change **HKU1** to **HK01** on 4" to 6" diameter models.
3/8" I.D. on 3" diam. models; 1/2" I.D. on 4", 5", & 6" diam. models.

NYLON PLUS STAINLESS (NS)

EXPANDING ADAPTER STEM MODELS
FREE SWIVEL • TOTAL LOCK • DIRECTION LOCK



- APPLIC**
- Food Service Equipment
 - Case Carts
 - Utility Carts
 - Medical Equipment
 - Institutional Equipment
 - Hospital Carts
 - Animal Cage Carts
 - Pharmaceutical Equipment

304 Stainless steel components!



Precision sealed ball bearing raceway design for smooth, quiet maintenance free ride.

- FEATURES**
- Sealed stainless steel precision bearing raceway, smooth and quite
 - **Total lock and direction lock** brake models available
 - Wheels feature sealed stainless precision ball bearings and full thread guards
 - Resistant to most chemicals
 - Recessed Stainless axle with plastic cap covers
 - Maintenance free, requires no lubrication for rig or wheel

Our NS Series is similar to NG Series but with the added benefit of 304 stainless components making it excellent for wet environments.

EXPANDING ADAPTER STEM MODELS

Precision sealed ball bearing raceway design for smooth, quiet maintenance free ride.

Wheel Diameter (Inches)	Tread Width (Inches)	Wheel Description	Capacity (Lbs)	Load Height Inches (mm)	Swivel Radius Inches (mm)	Wheel Bearing	Model Number
3	1-1/4	QuikStart TPR	200	4-7/32" (107)	2-13/16" (72)	Precision Ball	NS-03QDP-125-SW-_____
3	1-1/4	QuikStart TPR	200	4-7/32" (107)	2-13/16" (72)	Plain	NS-03QDO-125-SW-_____
3	1-1/4	Anti-Microbial TPR	200	4-7/32" (107)	2-13/16" (72)	Precision Ball	NS-03AMP-125-SW-_____
4	1-1/4	QuikStart TPR	275	5-13/32" (137)	3-7/16" (87)	Precision Ball	NS-04QDP-125-SW-_____
4	1-1/4	Anti-Microbial TPR	275	5-13/32" (137)	3-7/16" (87)	Precision Ball	NS-04AMP-125-SW-_____
5	1-1/4	QuikStart TPR	325	6-1/2" (165)	4" (102)	Precision Ball	NS-05QDP-125-SW-_____
5	1-1/4	Anti-Microbial TPR	325	6-1/2" (165)	4" (102)	Precision Ball	NS-05AMP-125-SW-_____
6	1-1/4	QuikStart TPR	325	7-1/2" (191)	4-9/16" (116)	Precision Ball	NS-06QDP-125-SW-_____
6	1-1/4	QuikStart TPR	325	7-1/2" (191)	4-9/16" (116)	Plain	NS-06QDO-125-SW-_____
6	1-1/4	Anti-Microbial TPR	325	7-1/2" (191)	4-9/16" (116)	Precision Ball	NS-06AMP-125-SW-_____



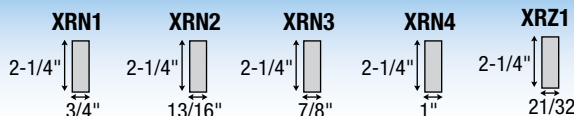
316SS fittings available for non-magnetic applications. Consult factory.

Consult factory for 3" diameter model expanding adapter stems.

Specify Expanding Adapter Stem Round Nylon (XRN) code, Round Zamac (XRZ). see fittings at left for dimensions:

EXPANDING ADAPTER STEM FITTINGS

See fittings page for more options.



Custom Colors Available

NYLON PLUS STAINLESS (NS)

EXPANDING ADAPTER STEM MODELS
FREE SWIVEL • TOTAL LOCK • DIRECTION LOCK

EXPANDING ADAPTER STEM TOTAL LOCK MODELS (LOCKS WHEEL AND SWIVEL)

Precision sealed ball bearing raceway design for smooth, quiet maintenance free ride.

Wheel Diameter (Inches)	Tread Width (Inches)	Wheel Description	Capacity (Lbs)	Load Height Inches (mm)	Swivel Radius Inches (mm)	Wheel Bearing	Model Number
3	1-1/4	QuikStart TPR	200	4-7/32" (107)	3-3/4" (95)	Precision Ball	NS-03QDP-125-TL-____
3	1-1/4	QuikStart TPR	200	4-7/32" (107)	3-3/4" (95)	Plain	NS-03QDO-125-TL-____
3	1-1/4	Anti-Microbial TPR	200	4-7/32" (107)	3-3/4" (95)	Precision Ball	NS-03AMP-125-TL-____
4	1-1/4	QuikStart TPR	275	5-13/32" (137)	4-7/16" (112)	Precision Ball	NS-04QDP-125-TL-____
4	1-1/4	Anti-Microbial TPR	275	5-13/32" (137)	4-7/16" (112)	Precision Ball	NS-04AMP-125-TL-____
5	1-1/4	QuikStart TPR	325	6-1/2" (165)	4-7/16" (112)	Precision Ball	NS-05QDP-125-TL-____
5	1-1/4	Anti-Microbial TPR	325	6-1/2" (165)	4-7/16" (112)	Precision Ball	NS-05AMP-125-TL-____
6	1-1/4	QuikStart TPR	325	7-1/2" (191)	4-9/16" (116)	Precision Ball	NS-06QDP-125-TL-____
6	1-1/4	QuikStart TPR	325	7-1/2" (191)	4-9/16" (116)	Plain	NS-06QDO-125-TL-____
6	1-1/4	Anti-Microbial TPR	325	7-1/2" (191)	4-9/16" (116)	Precision Ball	NS-06AMP-125-TL-____



EXPANDING ADAPTER STEM DIRECTION LOCK MODELS (LOCKS SWIVEL ONLY)

Precision sealed ball bearing raceway design for smooth, quiet maintenance free ride.

Wheel Diameter (Inches)	Tread Width (Inches)	Wheel Description	Capacity (Lbs)	Load Height Inches (mm)	Swivel Radius Inches (mm)	Wheel Bearing	Model Number
3	1-1/4	QuikStart TPR	200	4-7/32" (107)	3-3/4" (95)	Precision Ball	NS-03QDP-125-DL-____
3	1-1/4	QuikStart TPR	200	4-7/32" (107)	3-3/4" (95)	Plain	NS-03QDO-125-DL-____
3	1-1/4	Anti-Microbial TPR	200	4-7/32" (107)	3-3/4" (95)	Precision Ball	NS-03AMP-125-DL-____
4	1-1/4	QuikStart TPR	275	5-13/32" (137)	4-7/16" (112)	Precision Ball	NS-04QDP-125-DL-____
4	1-1/4	Anti-Microbial TPR	275	5-13/32" (137)	4-7/16" (112)	Precision Ball	NS-04AMP-125-DL-____
5	1-1/4	QuikStart TPR	325	6-1/2" (165)	4-7/16" (112)	Precision Ball	NS-05QDP-125-DL-____
5	1-1/4	Anti-Microbial TPR	325	6-1/2" (165)	4-7/16" (112)	Precision Ball	NS-05AMP-125-DL-____
6	1-1/4	QuikStart TPR	325	7-1/2" (191)	4-9/16" (116)	Precision Ball	NS-06QDP-125-DL-____
6	1-1/4	QuikStart TPR	325	7-1/2" (191)	4-9/16" (116)	Plain	NS-06QDO-125-DL-____
6	1-1/4	Anti-Microbial TPR	325	7-1/2" (191)	4-9/16" (116)	Precision Ball	NS-06AMP-125-DL-____



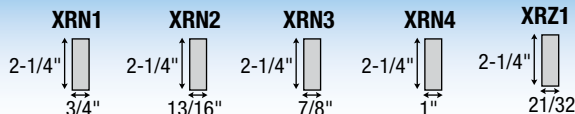
Our Directional Lock casters are designed to lock the swivel but not the wheel allowing you to steer your equipment. The directional lock feature is designed to break free under heavier load when the unit is traversing a corner only to lock back into position when the unit resumes a straight course.

Consult factory for 3" diameter model expanding adapter stems.

Specify Expanding Adapter Stem Round Nylon (XRN) code, Round Zamac (XRZ). see fittings at left for dimensions:

EXPANDING ADAPTER STEM FITTINGS

See fittings page for more options.



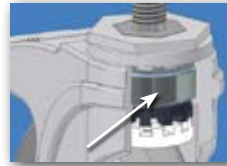
NYLON PLUS STAINLESS (NS)

THREADED STEM MODELS
FREE SWIVEL • TOTAL LOCK • DIRECTION LOCK



- APPLICATIONS**
- Food Service Equipment
 - Case Carts
 - Utility Carts
 - Medical Equipment
 - Institutional Equipment
 - Hospital Carts
 - Animal Cage Carts
 - Pharmaceutical Equipment

304 Stainless steel components!



Precision sealed ball bearing raceway design for smooth, quiet maintenance free ride.

- FEATURES**
- Sealed stainless steel precision bearing raceway, smooth and quiet
 - **Total lock and direction lock** brake models available
 - Wheels feature sealed stainless precision ball bearings and full thread guards
 - Resistant to most chemicals
 - Recessed Stainless axle with plastic cap covers
 - Maintenance free, requires no lubrication for rig or wheel

Our NS Series is similar to NG Series but with the added benefit of 304 stainless components making it excellent for wet environments.

THREADED STEM MODELS

Precision sealed ball bearing raceway design for smooth, quiet maintenance free ride.

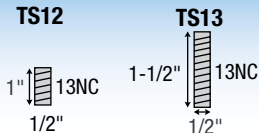
Wheel Diameter (Inches)	Tread Width (Inches)	Wheel Description	Capacity (Lbs)	Load Height Inches (mm)	Swivel Radius Inches (mm)	Wheel Bearing	Model Number
3	1-1/4	QuikStart TPR	200	4-7/32" (107)	2-13/16" (72)	Precision Ball	NS-03QDP-125-SW-_____
3	1-1/4	QuikStart TPR	200	4-7/32" (107)	2-13/16" (72)	Plain	NS-03QDO-125-SW-_____
3	1-1/4	Anti-Microbial TPR	200	4-7/32" (107)	2-13/16" (72)	Precision Ball	NS-03AMP-125-SW-_____
4	1-1/4	QuikStart TPR	275	5-13/32" (137)	3-7/16" (87)	Precision Ball	NS-04QDP-125-SW-_____
4	1-1/4	Anti-Microbial TPR	275	5-13/32" (137)	3-7/16" (87)	Precision Ball	NS-04AMP-125-SW-_____
5	1-1/4	QuikStart TPR	325	6-1/2" (165)	4" (102)	Precision Ball	NS-05QDP-125-SW-_____
5	1-1/4	Anti-Microbial TPR	325	6-1/2" (165)	4" (102)	Precision Ball	NS-05AMP-125-SW-_____
6	1-1/4	QuikStart TPR	325	7-1/2" (191)	4-9/16" (116)	Precision Ball	NS-06QDP-125-SW-_____
6	1-1/4	QuikStart TPR	325	7-1/2" (191)	4-9/16" (116)	Plain	NS-06QDO-125-SW-_____
6	1-1/4	Anti-Microbial TPR	325	7-1/2" (191)	4-9/16" (116)	Precision Ball	NS-06AMP-125-SW-_____



316SS fittings available for non-magnetic applications. Consult factory.

THREADED STEM FITTINGS

Stainless steel. See fittings page for more options.



Specify Threaded Stem (TS) code, see fittings below for dimensions:



Custom Colors Available

NYLON PLUS STAINLESS (NS)

THREADED STEM MODELS

FREE SWIVEL • TOTAL LOCK • DIRECTION LOCK

THREADED STEM STEM TOTAL LOCK MODELS

(LOCKS WHEEL AND SWIVEL)

Precision sealed ball bearing raceway design for smooth, quiet maintenance free ride.

Wheel Diameter (Inches)	Tread Width (Inches)	Wheel Description	Capacity (Lbs)	Load Height Inches (mm)	Swivel Radius Inches (mm)	Wheel Bearing	Model Number
3	1-1/4	QuikStart TPR	200	4-7/32" (107)	3-3/4" (95)	Precision Ball	NS-03QDP-125-TL-____
3	1-1/4	QuikStart TPR	200	4-7/32" (107)	3-3/4" (95)	Plain	NS-03QDO-125-TL-____
3	1-1/4	Anti-Microbial TPR	200	4-7/32" (107)	3-3/4" (95)	Precision Ball	NS-03AMP-125-TL-____
4	1-1/4	QuikStart TPR	275	5-13/32" (137)	4-7/16" (112)	Precision Ball	NS-04QDP-125-TL-____
4	1-1/4	Anti-Microbial TPR	275	5-13/32" (137)	4-7/16" (112)	Precision Ball	NS-04AMP-125-TL-____
5	1-1/4	QuikStart TPR	325	6-1/2" (165)	4-7/16" (112)	Precision Ball	NS-05QDP-125-TL-____
5	1-1/4	Anti-Microbial TPR	325	6-1/2" (165)	4-7/16" (112)	Precision Ball	NS-05AMP-125-TL-____
6	1-1/4	QuikStart TPR	325	7-1/2" (191)	4-9/16" (116)	Precision Ball	NS-06QDP-125-TL-____
6	1-1/4	QuikStart TPR	325	7-1/2" (191)	4-9/16" (116)	Plain	NS-06QDO-125-TL-____
6	1-1/4	Anti-Microbial TPR	325	7-1/2" (191)	4-9/16" (116)	Precision Ball	NS-06AMP-125-TL-____



THREADED STEM DIRECTION LOCK MODELS

(LOCKS SWIVEL ONLY)

Precision sealed ball bearing raceway design for smooth, quiet maintenance free ride.

Wheel Diameter (Inches)	Tread Width (Inches)	Wheel Description	Capacity (Lbs)	Load Height Inches (mm)	Swivel Radius Inches (mm)	Wheel Bearing	Model Number
3	1-1/4	QuikStart TPR	200	4-7/32" (107)	3-3/4" (95)	Precision Ball	NS-03QDP-125-DL-____
3	1-1/4	QuikStart TPR	200	4-7/32" (107)	3-3/4" (95)	Plain	NS-03QDO-125-DL-____
3	1-1/4	Anti-Microbial TPR	200	4-7/32" (107)	3-3/4" (95)	Precision Ball	NS-03AMP-125-DL-____
4	1-1/4	QuikStart TPR	275	5-13/32" (137)	4-7/16" (112)	Precision Ball	NS-04QDP-125-DL-____
4	1-1/4	Anti-Microbial TPR	275	5-13/32" (137)	4-7/16" (112)	Precision Ball	NS-04AMP-125-DL-____
5	1-1/4	QuikStart TPR	325	6-1/2" (165)	4-7/16" (112)	Precision Ball	NS-05QDP-125-DL-____
5	1-1/4	Anti-Microbial TPR	325	6-1/2" (165)	4-7/16" (112)	Precision Ball	NS-05AMP-125-DL-____
6	1-1/4	QuikStart TPR	325	7-1/2" (191)	4-9/16" (116)	Precision Ball	NS-06QDP-125-DL-____
6	1-1/4	QuikStart TPR	325	7-1/2" (191)	4-9/16" (116)	Plain	NS-06QDO-125-DL-____
6	1-1/4	Anti-Microbial TPR	325	7-1/2" (191)	4-9/16" (116)	Precision Ball	NS-06AMP-125-DL-____



Our Directional Lock casters are designed to lock the swivel but not the wheel allowing you to steer your equipment. The directional lock feature is designed to break free under heavier load when the unit is traversing a corner only to lock back into position when the unit resumes a straight course.

Specify Threaded Stem (TS) code, see fittings below for dimensions:

THREADED STEM FITTINGS

Stainless steel.
See fittings page for more options.

